

PUEBLO CITY-COUNTY
LIBRARY
ideas • imagination • information

Summer Reading 2014

FIZZ

BOOM

READ


**June 1 to
Aug. 16**


**Read books,
win prizes!**

www.pueblolibrary.org/summerreading

Rabbits and turtles, oh my!

Redesigning Technical Services for greater
efficiencies








Library Lean Thinking

Customer service

Excellent

Poor

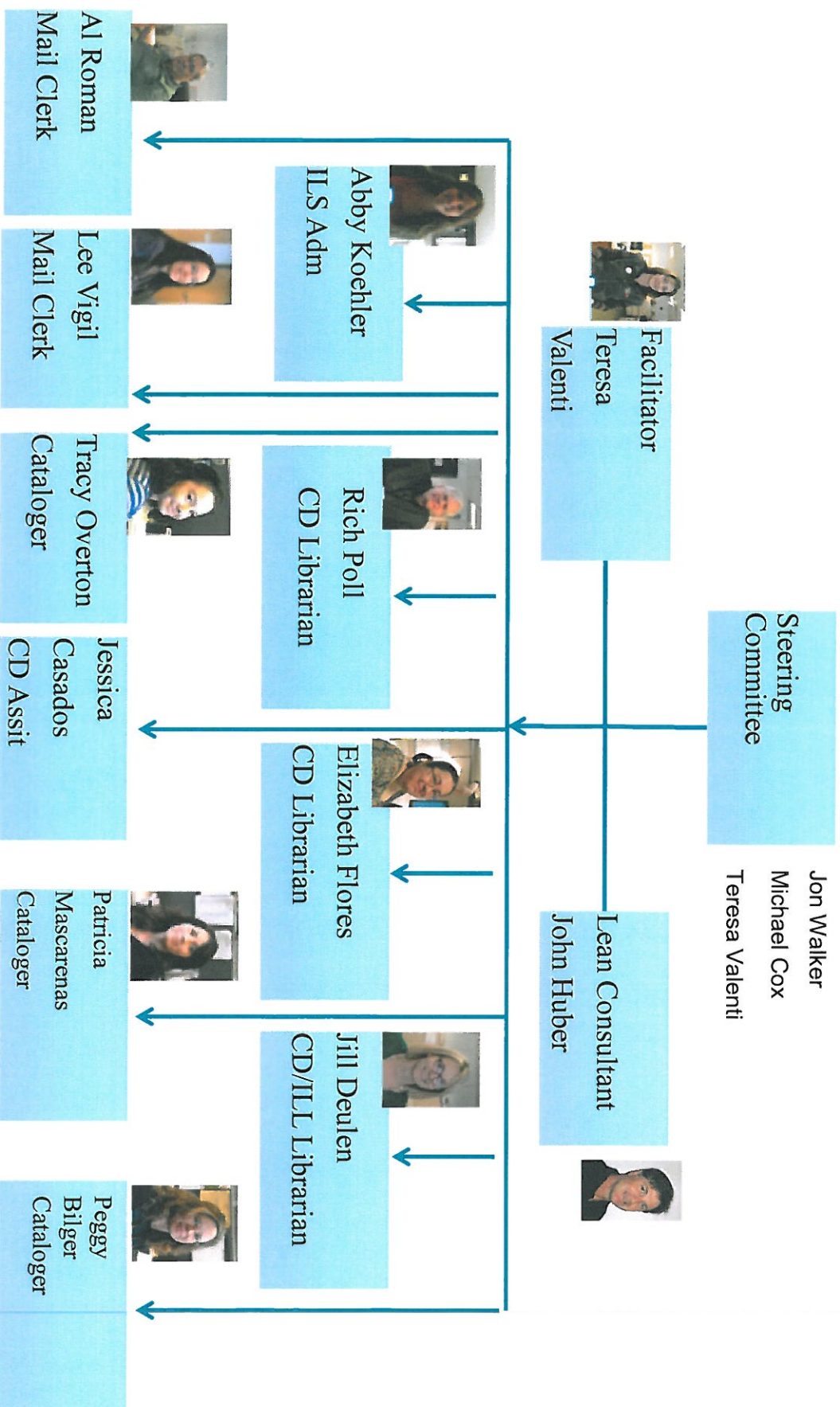


Cost





New Book SDC – Cross Functional Team

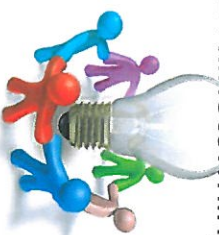


- Achieve less than a **5-day turnaround** of all new books from dock to shelf for 95% of new items
- **Eliminate expediting** “hot” items and pursue a first in/first out approach to all items
- Improve the planning and coordination of selection vs. delivery to **manage peak loads**
- **Improve the process flow** and layout to **eliminate staging areas**, batching, and process flow imbalances
- **Reduce batch sizes** where possible
- **Reduce redundant clerical activities** where possible
- **Optimize** the use of the Technical Services **floor space**
- Improve the **flow and visible management** of the department
- Identify, evaluate, and justify potential **outsourcing opportunities**
- Support the addition of **three new branches** at reduced staffing levels
- **Improve weeding** efficiencies
- Prioritize the use and capability of current and **new technology**
- Improve capability to handle increased volumes of **digital downloads and editing**





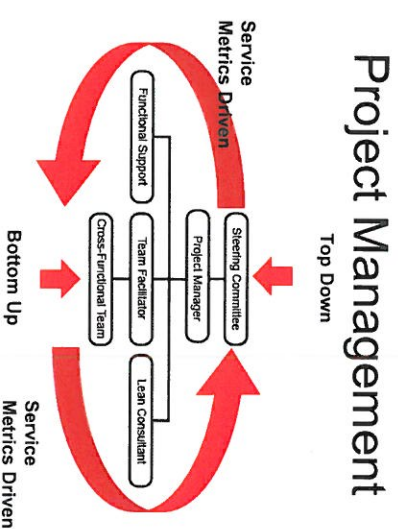


Our Lean Tool Box



Brainstorming



Dashboard Metrics



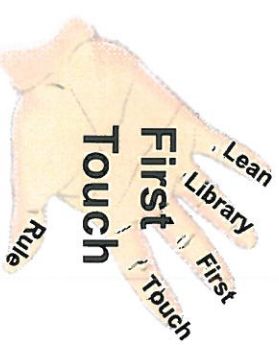
Project Management

Top Down

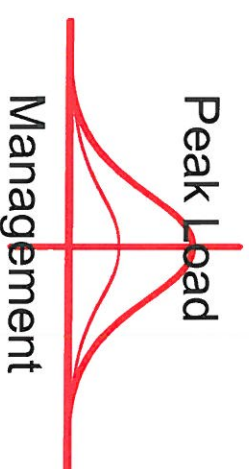
Bottom Up

Service Metrics Driven

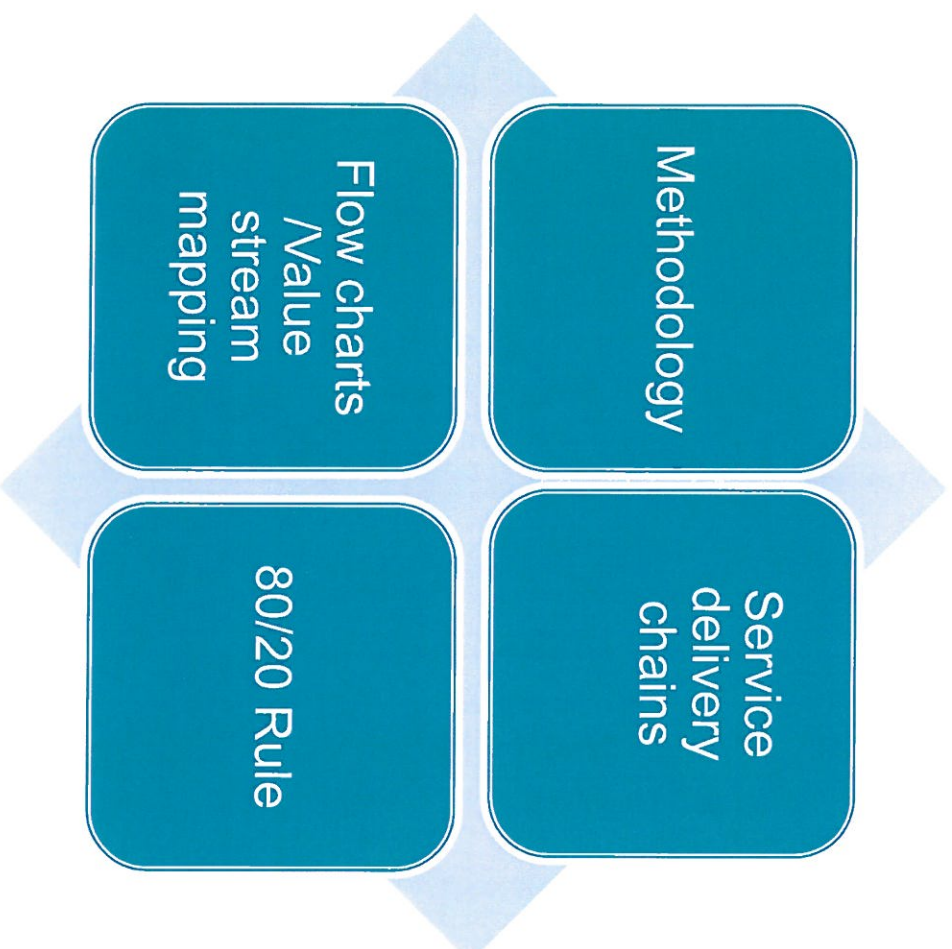
Flow Diagram




80/20



Measuring



Implementing




At completion




- ▶ Support PCCLD needs
- ▶ Faster turnaround
- ▶ Focus on true needs
- ▶ Dashboard metrics
- ▶ Contribute staff for new libraries

Success?

- ▶ Support three new branches?
- ▶ 5-day turnaround?
- ▶ Eliminate expediting hot items?
- ▶ Manage peak loads?
- ▶ Improve process flow?
- ▶ Reduce batch sizes?
- ▶ Reduce redundant clerical activities?
- ▶ Optimize floor space?
- ▶ Improve flow and visible management?
- ▶ Outsourcing opportunities?
- ▶ Improve weeding?
- ▶ Use new technology?
- ▶ Manage digital downloads and editing?



YES!!



| | 2014 GOAL | 2014 YTD | 2014 Percentage attained | Target Percentage |
|----------------|--------------|-------------|--------------------------------|----------------------|
| Circulation | 1,900,000 | 846,086 | 44.53% | 41.67% |
| Visits | 1,300,000 | 598,449 | 46.03% | 41.67% |
| Program Attend | 135,000 | 62,024 | 45.94% | 41.67% |
| Digital Use | 750,000 | 347,733 | 46.36% | 41.67% |

Progress Toward Key Results - May 2014

