

Key Data Summary – April 2026

This is a summary of the Key Data Report issued by the Pueblo City-County Library District for the month of April 2025. It highlights key figures related to library usage, including circulation, digital engagement, visits, program attendance, and physical asset use.

Circulation and Visits and Attendance Data Overview

This data presents the circulation of physical materials and digital content, along with library visits for the reporting month.

Data for the Month

- Monthly physical circulation (incl 3% est. local use): 62,580
- Holds Filled: 6,077
- Digital circulation (E-Content): 51,684
- E Resource Database Activity: 3,402
- Total library visits: 51,886
- Program attendance: 11,447

End of Month YTD Circulation, Visits and Attendance

- YTD physical circulation (incl 3% est. local use): 248,356
- YTD Holds Filled: 25,262
- YTD Digital circulation (E-Content): 211,557
- YTD E Resource (Database Activity): 42,164
- YTD Program attendance: 44,625

Physical Asset Use Including Computer Use, Wireless Access, and Meeting Room Use

Pueblo City County Library District provides patron access to Computers, Wireless Internet, and Meeting Rooms. This section reports the YTD use of those assets.

Data for Month

- Computer Use: 21,606
- Wireless Access: 15,222
- Meeting Room Uses: 1,637
- Estimated Meeting Room Attendance: 8,276

End of Month YTD Computer Use, Wireless Use, Meeting Room Use

- YTD Computer Use: 88,918
- YTD Wireless Access: 62,349
- YTD Meeting Room Uses: 6,395
- YTD Estimated Meeting Room Attendance: 34,511

Branch Specific Data

Barkman Data for April 2026

- Barkman Circulation: 5,227
- Barkman Visits: 5,815
- Barkman Program Attendance: 746
- Barkman Computer Use: 2,157
- Barkman Wi-Fi Use: 1,140

Giodone Data for April 2026

- Giodone Circulation: 2,828
- Giodone Visits: 4,074
- Giodone Program Attendance: 707
- Giodone Computer Use: 1,061
- Giodone Wi-Fi Use: 923

Greenhorn Valley Data for April 2026

- Greenhorn Valley Circulation: 2,710
- Greenhorn Valley Visits: 4,557
- Greenhorn Valley Program Attendance: 862
- Greenhorn Valley Computer Use: 917
- Greenhorn Valley Wi-Fi Use: 847

Lamb Data for April 2026

- Lamb Circulation: 7,147
- Lamb Visits: 4,870
- Lamb Program Attendance: 409
- Lamb Computer Use: 2,119
- Lamb Wi-Fi Use: 860

Lucero Data for April 2026

- Lucero Circulation: 2,879
- Lucero Visits: 2,794
- Lucero Program Attendance: 3,836
- Lucero Computer Use: 2,316
- Lucero Wi-Fi Use: 1,967

Library at the Y Data for April 2026

- Library at the Y Circulation: 1,109
- Library at the Y Visits: 1,685

- Library at the Y Program Attendance: 257
- Library at the Y Computer Use: 532
- Library at the Y Wi-Fi Use: 391

Pueblo West Data for April 2026

- Pueblo West Circulation: 12,308
- Pueblo West Visits: 11,256
- Pueblo West Program Attendance: 2,378
- Pueblo West Computer Use: 2,478
- Pueblo West Wi-Fi Use: 1,488

Rawlings Data for April 2026

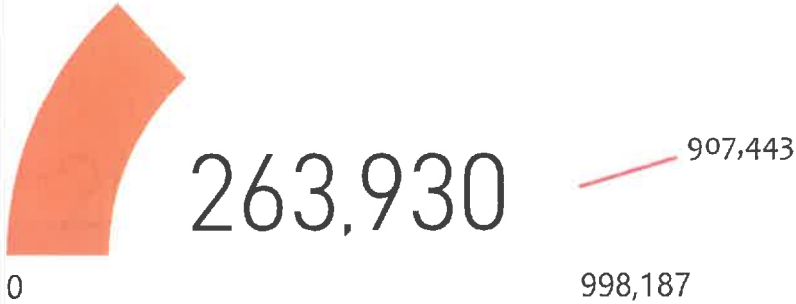
- Rawlings Circulation: 28,372
- Rawlings Visits: 16,835
- Rawlings Program Attendance: 2,252
- Rawlings Computer Use: 10,026
- Rawlings Wi-Fi Use: 7,606

End of Key Data Summary Report for April 2026

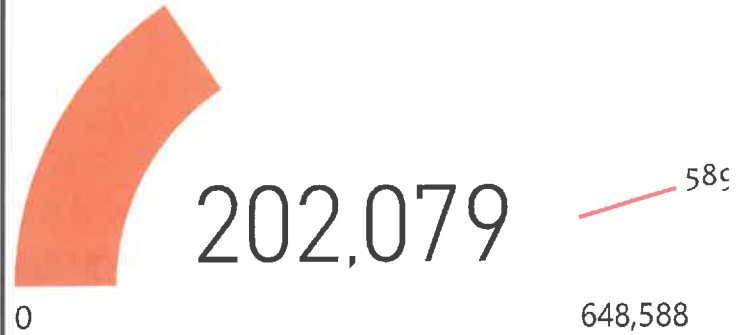
2026

Key Data For 2026

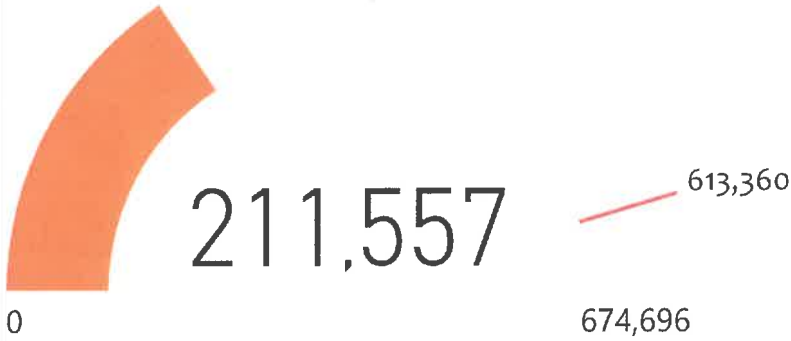
Circulation of Physical Materials (inc. 3% local Use)



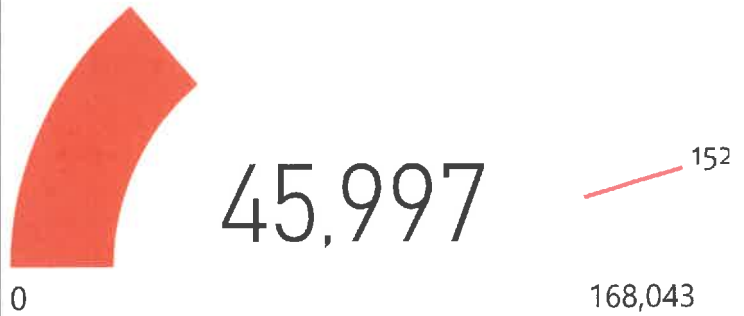
Library Visits



E Content (Digital Circulation)



Program Attendance



Computer Use



E Resources (Database Activity)



Wi-Fi Use



Website Page Views



Circulation of Physical Materials (inc. 3% local Use)

Branch	Pr Yr YTD Thru EOM	Cr Yr YTD Thru EOM	% Chg
BK	27,652	22,593	-18%
GI	14,021	11,640	-17%
GV	15,022	10,135	-33%
LB	28,823	28,217	-2%
LU	7,352	8,919	21%
LY	4,313	4,358	1%
PW	50,090	49,416	-1%
RA	159,822	113,078	-29%
Total	307,095	248,356	-19%

Holdings Filled

Branch	Pr Yr YTD Thru EOM	Cr Yr YTD Thru EOM	%
BK	3,443	3,166	-
GI	1,782	1,672	-
GV	2,401	2,220	-
LB	4,138	3,796	-
LU	86	638	64
LY	882	881	-
PW	7,378	6,300	-1
RA	6,479	6,589	-
Total	26,589	25,262	-

E Content (Digital Circulation)

Pr Yr YTD Thru EOM	Cr Yr YTD Thru EOM	% Chg
195,282	211,557	8.3%

Library Visits

Branch	Pr Yr YTD Thru EOM	Cr Yr YTD Thru EOM	%
BK	24,724	19,786	-2
GI	16,864	14,858	-1
GV	18,058	18,397	-
LB	20,975	19,993	-
LU	2,525	10,504	31
LY	6,419	7,035	-
PW	41,771	42,786	-
RA	68,418	68,720	-
Total	199,754	202,079	-

E Resources (Database Activity)

Pr Yr YTD Thru EOM	Cr Yr YTD Thru EOM	% Chg
73,372	42,164	-42.5%

Computer Use

Branch	Pr Yr YTD Thru EOM	Cr Yr YTD Thru EOM	% Chg
BK	12,605	8,708	-30.9%
GI	5,225	3,950	-24.4%
GV	4,663	3,492	-25.1%
LB	22,727	8,942	-60.7%
LU	341	8,715	-
LY	5,032	3,205	-36.3%
PW	39,852	9,958	-75.0%
RA	64,377	41,948	-34.8%
Total	154,822	88,918	-42.6%

Program Attendance

Branch	Pr Yr YTD Thru EOM	Cr Yr YTD Thru EOM	%
BK	2,789	3,297	1
GI	2,932	2,530	-1
GV	2,082	3,197	5
LB	3,061	2,125	-3
LU	8,511	9,832	1
LY	682	857	2
PW	9,741	10,707	-
RA	12,403	12,080	-
Total	42,201	44,625	!

Wi-Fi Use

Branch	Pr Yr YTD Thru EOM	Cr Yr YTD Thru EOM	% Chg
BK	6,466	4,277	-33.9%
GI	4,375	3,350	-23.4%
GV	4,341	3,094	-28.7%
LB	18,644	4,074	-78.1%
LU		7,226	-
LY	4,281	2,719	-36.5%
PW	34,359	5,891	-82.9%
RA	48,630	31,718	-34.8%
Total	121,096	62,349	-48.5%

Meeting RM Uses

Branch	Pr Yr YTD Thru EOM	Cr Yr YTD Thru EOM	%
BK	592	675	1
GI	288	318	1
GV	157	335	11
LB	334	308	-
LU		305	-
LY	28	27	-
PW	1,421	1,501	-
RA	2,065	2,026	-

Website Page Views

Pr Yr YTD Thru EOM	Cr Yr YTD Thru EOM	% Cha
--------------------	--------------------	-------

04-Apr

2026

MTD Key Data For April, 2026

April Circulation (Incl Est. 3% Local Use)

Branch	Circ	MTD	YTD Target
BK	5,227	22,593	30,417
GI	2,828	11,640	15,423
GV	2,710	10,135	16,524
LB	7,147	28,217	31,705
LU	2,879	8,919	8,087
LY	1,109	4,358	4,744
PW	12,308	49,416	55,099
RA	28,372	113,078	175,804
Total	62,580	248,356	337,805

April Visits

Branch	Visits	MTD	YTD Target
BK	5,815	19,786	27,000
GI	4,074	14,858	18,000
GV	4,557	18,397	19,000
LB	4,870	19,993	23,000
LU	2,794	10,504	2,000
LY	1,685	7,035	7,000
PW	11,256	42,786	45,000
RA	16,835	68,720	75,000
Total	51,886	202,079	219,000

April Holds Filled YTD

Holds	MTD	YTD Target
6,077	25,262	29,248

April E-Resource (Database Activity) YTD

Uses	YTD	YTD Target
3,402	42,164	80,700

April Public Computer Use YTD

Branch	CompUse	CompUse YTD	YTD Target
BK	2,157	8,708	13,866
GI	1,061	3,950	5,748
GV	917	3,492	5,129
LB	2,119	8,942	25,000
LU	2,316	8,715	375
LY	532	3,205	5,535
PW	2,478	9,958	43,837
RA	10,026	41,948	70,815
Total	21,606	88,918	170,304

April E-Content (Digital Circulation) YTD

Circ	YTD	YTD Target
51,684	211,557	214,000

April Program Attendance

Branch	Attendance	MTD	YTD Target
BK	746	3,297	3,000
GI	707	2,530	3,000
GV	862	3,197	2,000
LB	409	2,125	3,000
LU	3,836	9,832	9,000
LY	257	857	9,000
PW	2,378	10,707	10,000
RA	2,252	12,080	13,000
Total	11,447	44,625	46,000

April Wireless Use YTD

Branch	Wireless	Wireless YTD	YTD Target
BK	1,140	4,277	7,113
GI	923	3,350	4,813
GV	847	3,094	4,775
LB	860	4,074	20,508
LU	1,967	7,226	7,000
LY	391	2,719	4,709
PW	1,488	5,891	37,795
RA	7,606	31,718	53,493
Total	15,222	62,349	133,206

April Website YTD

Webpage Views	Pageviews YTD	YTD Target
73,382	302,964	194,260

See Monthly Theme Data in the

04-Apr

2026

Month to Month Key Data For April, 2026

April M2M Circulation (Incl Est. 3% Local Use)

Branch	PrevYr Circ	CurYr Circ	% M2M Chg
BK	6,727	5,229	-22.3%
GI	3,316	2,830	-14.6%
GV	3,680	2,711	-26.3%
LB	9,464	7,148	-24.5%
LU	1,949	2,881	47.8%
LY	1,074	1,109	3.3%
PW	14,759	12,310	-16.6%
RA	37,443	28,373	-24.2%
Total	78,411	62,592	-20.2%

April M2M Visits

Branch	PrevYr Visits	CurYr Visits	% M2M C
BK	5,556	5,815	4
GI	4,256	4,074	-4
GV	5,210	4,557	-12
LB	5,475	4,870	-11
LU	755	2,794	270
LY	1,662	1,685	1
PW	11,282	11,256	-0
RA	18,589	16,835	-9
Total	52,785	51,886	-1

April M2M Holds Filled

Branch	PrevYr Holds	CurYr Holds	% M2M Chg
BK	853	738	-13.5%
GI	463	363	-21.6%
GV	702	555	-20.9%
LB	1,067	889	-16.7%
LU	26	187	619.2%
LY	250	236	-5.6%
PW	1,801	1,487	-17.4%
RA	1,517	1,622	6.9%
Total	6,679	6,077	-9.0%

April M2M Program Attendance

Branch	PrevYR Attd	CurYR Attd	% M2M C
BK	612	746	21
GI	534	707	32
GV	837	862	3
LB	793	409	-48
LU	2,464	3,836	55
LY	248	257	3
PW	2,306	2,378	3
RA	3,613	2,252	-37
Total	11,407	11,447	0

April E-Resource (Database Activity) YTD

PrevYr Page Views	CurYr Page Views	% M2M Chg
25,418	3,402	-86.6%

April E-Content (Digital Circulation) YTD

PrevYr Circ	CurYr Circ	% M2M Chg
47,746	51,684	8.2%

April Wireless Use YTD

Branch	PrevYr Wireless	CurYr Wireless	% M2M Chg WiFi
BK	1,594	1,140	-28.5%
GI	1,202	923	-23.2%
GV	1,162	847	-27.1%
LB	1,666	860	-48.4%
LU		1,967	
LY	1,250	391	-68.7%
PW	2,289	1,488	-35.0%
RA	10,090	7,606	-24.6%

April Public Computer Use YTD

Branch	Pr Yr CompUse	CurYr CompUse	% M2M Comp
BK	3,094	2,157	-3
GI	1,435	1,061	-2
GV	1,272	917	-2
LB	2,934	2,119	-2
LU	63	2,316	357
LY	1,426	532	-6
PW	3,570	2,478	-3
RA	13,858	10,026	-2

Footnotes for April 2026

Gauge Max values are previous year results + 10%.

Target values are the previous year results.

- Public Mtg Rm attendance estimated from expected use entered at time of reservation, not actual attendance.
- 3% added to circulation numbers to account for local / in-house use as estimated from 2018 data (pre-Koha).
- Program attendance possibly includes reported virtual attendance at "live" presentations recorded in Communico.
- Google dramatically changed their definition of website Visits to much stricter criteria resulting seeming lower traffic. Changes (estimates) to 2023 Jan-Jun data were made to make Website data consistent with GA4 reporting.
- As of Feb 2025 FB no longer provides Impression data. The emphasis has been changed to "Reach".

Deadlines for Events to be approved and published in Communico:

Event Month	Published Deadline	Event Month	Published Deadline
January	December 1st	July	June 1st
February	January 1st	August	July 1st
March	February 1st	September	August 1st
April	March 1st	October	September 1st
May	April 1st	November	October 1st
June	May 1st	December	November 1st

Month	Primary Focus	Secondary Focus	Tag 1	Tag 2	Tag 3
January	Adult Winter Reading	Maker/Craft/Hobby	Adult Winter Reading	Maker / Craft / Hobby	
February	Black History	Valentines Day, Dr. Seuss	Black History Month	Dr. Seuss	Valentine's Day
March	Women's History	Branch Choice	Women's History Month		
April	ROL, Dia de los Niños	Spring/Earth Day	Read Out Loud	Dia de los Niños	Earth Day
May	Summer Reading	Asian Pacific American Heritage / Mental Health Awareness	Asian Pacific American Heritage Month	Summer Reading	Mental Health Awareness Month
June	Summer Reading	Pride, LGBTQ+	LGBTQ+ Pride Month		
July	Summer Reading	Branch Choice, patriotism, disability pride	July 4th Patriotism	Disability Pride Month	
August	Literacy Focus	APR Preview	Literacy Promotion	Banned Books	
September	Hispanic Heritage Month	Library Cards/ Banned Books	Hispanic Heritage Month		
October	All Pueblo Reads	Halloween/Dia de los Muertos	Halloween	All Pueblo Reads	Dia de los Muertos
November	Native American History	Fall/ Thanksgiving/Veterans	Native American Heritage Month	Thanksgiving	Veterans
December	Holiday/Festive	Digital Library Services	December Holidays		

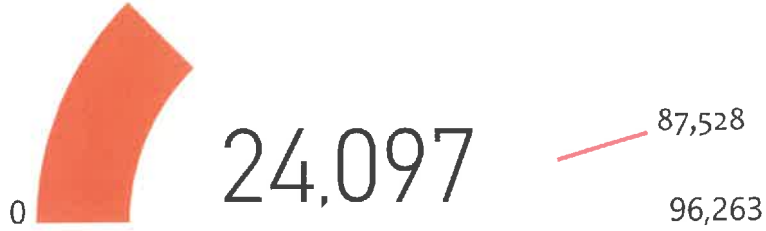
Branch

BK

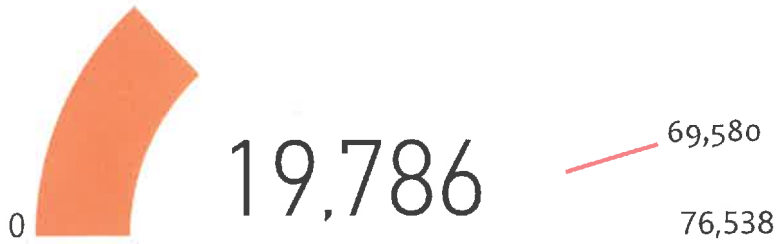
2026

Barkman Key Data

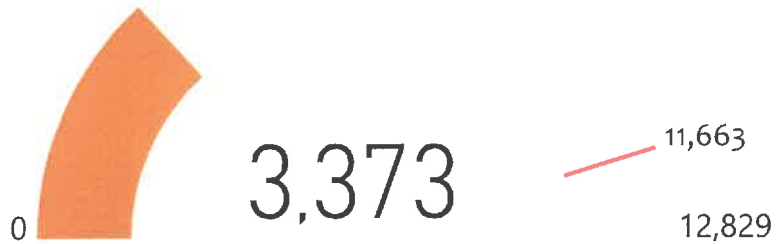
Circulation of Physical Materials (incl. 3% local Use)



Library Visits



Program Attendance



Computer Use

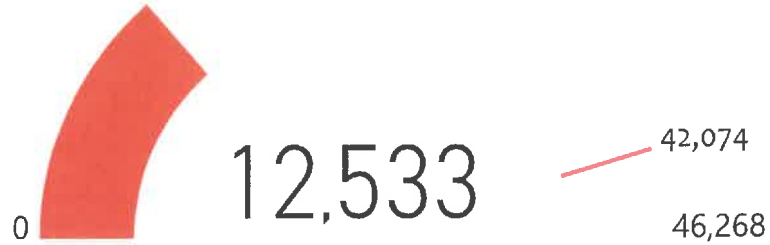


Wi-Fi Use



Giodone Key Data

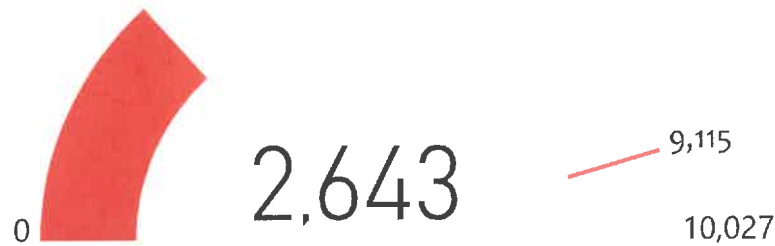
Circulation of Physical Materials (incl. 3% local Use)



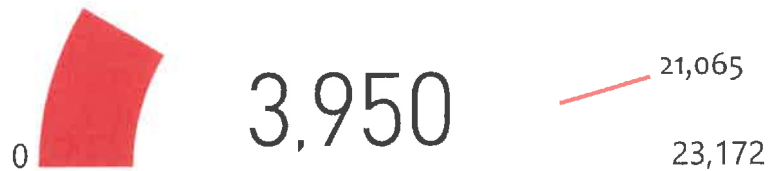
Library Visits



Program Attendance



Computer Use



Wi-Fi Use

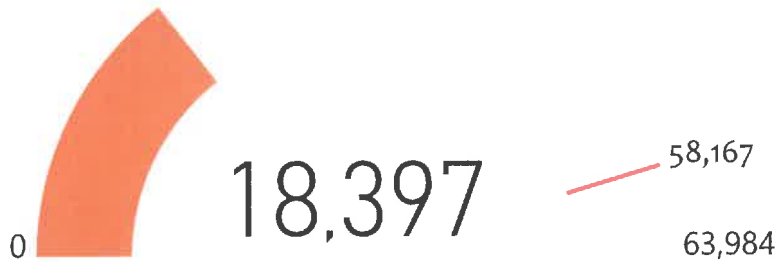


Greenhorn Key Data

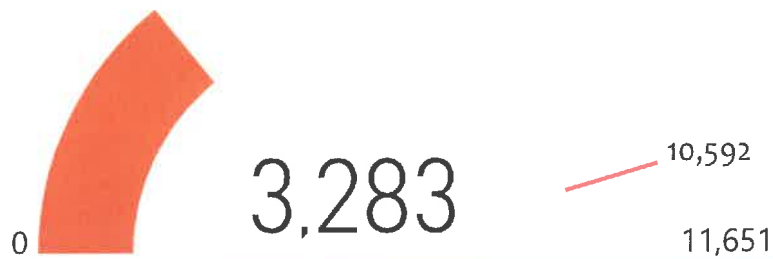
Circulation of Physical Materials (incl. 3% local Use)



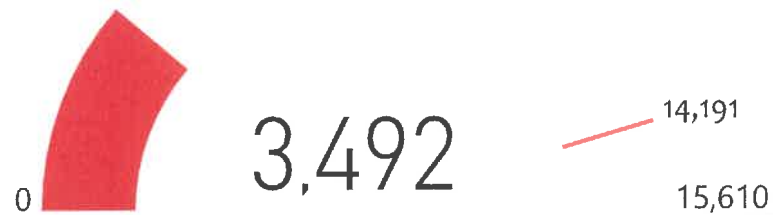
Library Visits



Program Attendance



Computer Use



Wi-Fi Use



Branch

LB

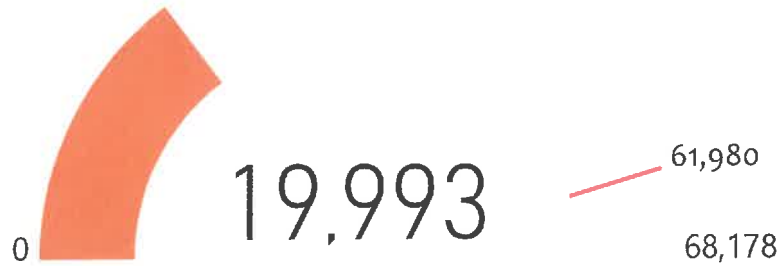
2026

Lamb Key Data

Circulation of Physical Materials (incl. 3% local Use)



Library Visits



Program Attendance



Computer Use



Wi-Fi Use



Branch

LU

2026

Lucero Key Data

Circulation of Physical Materials (incl. 3% local Use)




Library Visits



Program Attendance



Computer Use



Wi-Fi Use



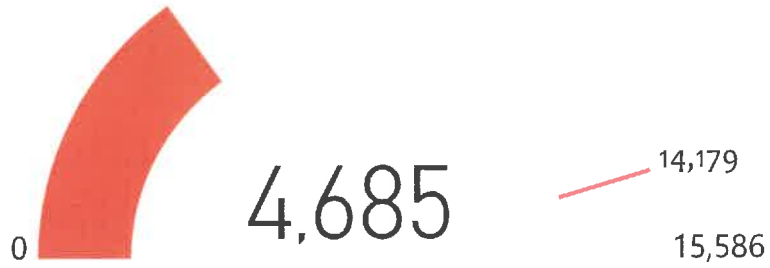
Branch

LY


2026

Library @ the Y Key Data

Circulation of Physical Materials (incl. 3% local Use)



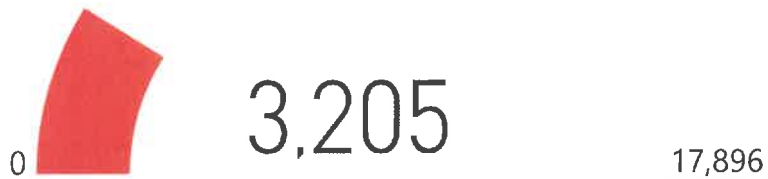
Library Visits



Program Attendance



Computer Use



Wi-Fi Use



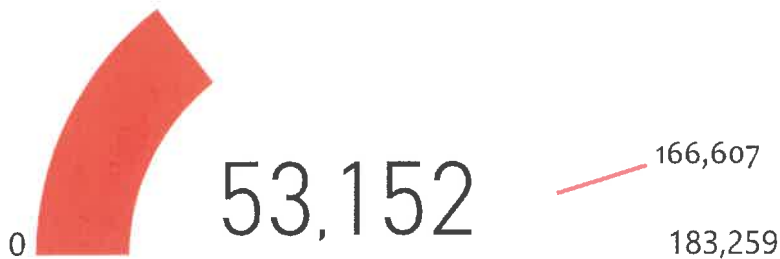
Branch

PW

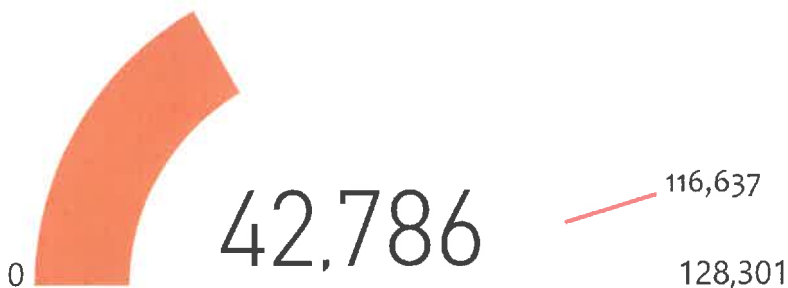
2026

Pueblo West Key Data

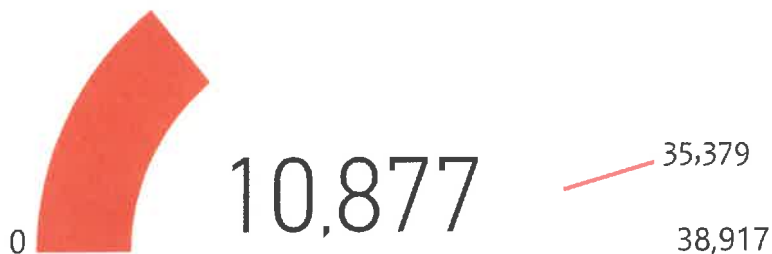
Circulation of Physical Materials (incl. 3% local Use)



Library Visits



Program Attendance



Computer Use



Wi-Fi Use



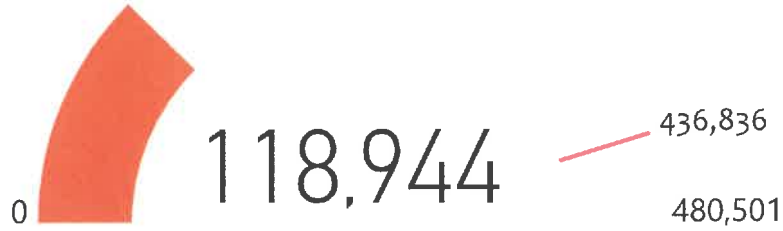
Branch

RA

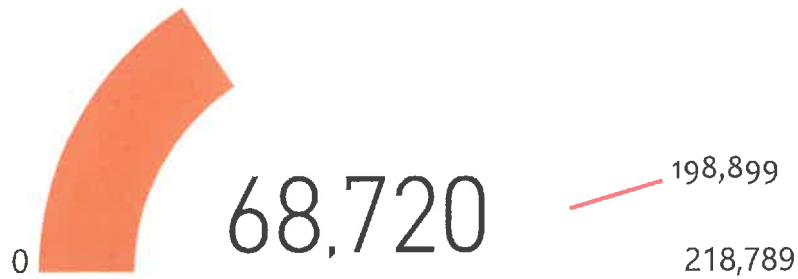
2026

Rawlings Key Data

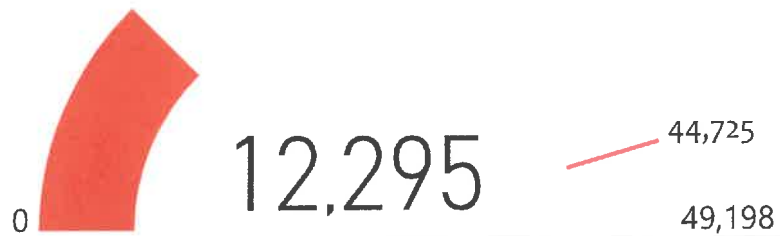
Circulation of Physical Materials (incl. 3% local Use)



Library Visits



Program Attendance



Computer Use



Wi-Fi Use



Select Compare Years and Month

(Blank)	2010	2011	2012	2013	2014	2015	2016	2017	2018	2019	2020	2021	2022	2023	2024	2
01-Jan	02-Feb	03-Mar	04-Apr	05-May	06-Jun	07-Jul	08-Aug	09-Sep	10-Oct	11-Nov	12-Dec					1

Monthly Koha Circ w/o Estimated Local Use for 2026

Branch	01-Jan	02-Feb	03-Mar	04-Apr	05-May	06-Jun	07-Jul	08-Aug	09-Sep	10-Oct	11-Nov
BK	6,495	5,092	5,274	5,077	1,457	0	0	0	0	0	0
GI	3,274	2,777	2,508	2,748	861	0	0	0	0	0	0
GV	2,740	2,008	2,465	2,632	835	0	0	0	0	0	0
LB	7,951	6,018	6,492	6,940	1,830	0	0	0	0	0	0
LU	2,182	1,885	1,803	2,797	516	0	0	0	0	0	0
LY	1,073	1,086	997	1,077	316	0	0	0	0	0	0
PW	13,756	10,965	11,307	11,951	3,625	0	0	0	0	0	0
RA	29,836	25,671	26,738	27,547	5,688	0	0	0	0	0	0
Total	67,307	55,502	57,584	60,769	15,128	0	0	0	0	0	0

Monthly Holds filled for Apr

Branch	Prev Yr Holds	Cur Yr Holds	MTD Holds
BK	853	738	3,166
GI	463	363	1,672
GV	702	555	2,220
LB	1,067	889	3,796
LU	26	187	638
LY	250	236	881
PW	1,801	1,487	6,300
RA	1,517	1,622	6,589
Total	6,679	6,077	25,262

Month to Month Comparison for Apr (incl.3% est. local use)

Branch	Prev YR Circ	Cur Yr Circ
BK	6,727	5,229
GI	3,316	2,830
GV	3,680	2,711
LB	9,464	7,148
LU	1,949	2,881
LY	1,074	1,109
PW	14,759	12,310
RA	37,443	28,373
Total	78,411	62,592

YTD vs. Previous Year Total Circulation (incl 3% est. Local Use)



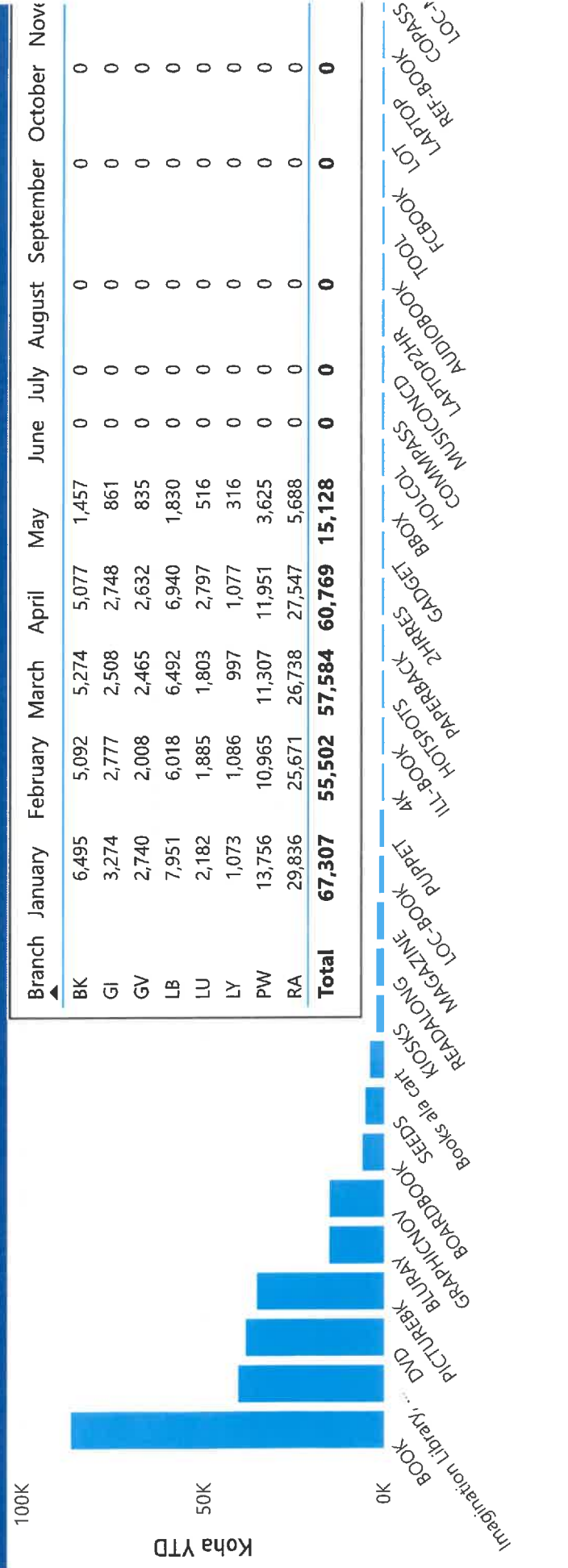
Branch ▼ ▼

Year ▼ ▼

Top 10 Item Circulation for 2026

Item Type	January	February	March	April	May	June	July	August	September	October	November	December	Koha Q1	Koha Q2	Koha
BOOK	20,346	18,812	20,038	20,620	6,537	0	0	0	0	0	0	0	59,196	27,157	
Imagination Library, YS	10,080	10,032	10,092	10,026	0	0	0	0	0	0	0	0	30,204	10,026	
Giveaways, Read Out Loud, APR and Classroom Giveaways	8,793	8,081	8,048	8,021	2,255	0	0	0	0	0	0	0	24,922	10,276	
PICTUREBK	13,984	7,592	6,745	7,409	2,391	0	0	0	0	0	0	0	28,321	9,800	
DVD	3,416	2,974	3,655	3,842	1,197	0	0	0	0	0	0	0	10,045	5,039	
GRAPHICNOV	5,142	2,991	2,872	3,145	1,045	0	0	0	0	0	0	0	11,005	4,190	
BLURAY	104	605	1,685	2,258	535	0	0	0	0	0	0	0	2,394	2,793	
SEEDS															
Total	64,785	53,606	55,673	58,712	14,480	0	0	0	0	0	0	0	174,064	73,192	

YTD by Item Type for 2026



Select Compare Years and Month

(Blank)	2010	2011	2012	2013	2014	2015	2016	2017	2018	2019	2020	2021	2022	2023	2024	2024
01-Jan	02-Feb	03-Mar	04-Apr	05-May	06-Jun	07-Jul	08-Aug	09-Sep	10-Oct							

Monthly Visits for 2026

Branch	01-Jan	02-Feb	03-Mar	04-Apr	Total
BK	3,533	4,502	5,936	5,815	19,786
GI	3,556	3,510	3,718	4,074	14,858
GV	4,267	4,656	4,917	4,557	18,397
LB	4,970	4,915	5,238	4,870	19,993
LU	2,362	2,581	2,767	2,794	10,504
LY	1,562	2,688	1,100	1,685	7,035
PW	10,303	10,465	10,762	11,256	42,786
RA	16,470	16,525	18,890	16,835	68,720
Total	47,023	49,842	53,328	51,886	202,079

Month to Month for Apr 2025 - 2026

Branch	Prev Yr	Cur Yr
BK	5,556	5,815
GI	4,256	4,074
GV	5,210	4,557
LB	5,475	4,870
LU	755	2,794
LY	1,662	1,685
PW	11,282	11,256
RA	18,589	16,835
Total	52,785	51,886

YTD vs Previous Year Total Visits



202,079

589,625

648,588

Select Compare Years and Month

(Blank)	2010	2011	2012	2013	2014	2015	2016	2017	2018	2019	2020	2021	2022	2023	2024	20
	01-Jan	02-Feb	03-Mar	04-Apr	05-May	06-Jun	07-Jul	08-Aug	09-Sep	10-Oct	11-Nov					

Monthly Attendance for 2026

Branch	01-Jan	02-Feb	03-Mar	04-Apr	05-May	06-Jun	07-Jul	08-Aug	09-Sep	10-Oct	11-Nov	12-Dec	Total
BK	527	1,106	918	746	76	0	0	0	0	0	0	0	3
GI	635	419	507	707	108	0	0	0	0	0	0	0	2
GV	587	792	874	862	86	0	0	0	0	0	0	0	3
LB	499	550	550	409	191	0	0	0	0	0	0	0	2
LU	2,015	2,107	1,874	3,836	141	0	0	0	0	0	0	0	9
LY	137	192	271	257	48	0	0	0	0	0	0	0	0
PW	2,504	2,538	2,694	2,378	170	0	0	0	0	0	0	0	10
RA	2,007	4,710	3,011	2,252	215	0	0	0	0	0	0	0	12
Total	8,911	12,414	10,699	11,447	1,035	0	0	0	0	0	0	0	44

Month to Month for Apr 2025 - 2026

Branch	# Titles Prev Yr	# Titles Cur Yr	Prev Yr Attnd	Cur Yr Attnd
BK	30	44	612	746
GI	45	78	534	707
GV	49	62	837	862
LB	84	38	757	409
LU	40	71	2,464	3,836
LY	10	10	248	257
PW	124	125	2,306	2,378
RA	170	176	3,613	2,252
Total	552	604	11,371	11,447

YTD vs Previous Year Total Program Attendance



44,506

139,735

153,709

Select Compare Years and Month

(Blank)	2010	2011	2012	2013	2014	2015	2016	2017	2018	2019	2020	2021	2022	2023	2024	20
01-Jan	02-Feb	03-Mar	04-Apr	05-May	06-Jun	07-Jul	08-Aug	09-Sep	10-Oct	11-Nov	12-Dec					

Monthly Estimated Meeting Room Attendance for 2026

Branch	01-Jan	02-Feb	03-Mar	04-Apr	05-May	06-Jun	07-Jul	08-Aug	09-Sep	10-Oct	11-Nov	12-Dec	Total
BK	1,012	1,019	1,122	1,065	841	598	445	273	195	183	160	100	7,01
GI	284	265	165	148	205	29	89	29	29	54	29	29	1,35
GV	175	239	302	244	233	12	21	11	111	143	111	93	1,69
LB	534	440	462	591	346	310	85	83	85	74	45	20	3,07
LU	383	199	324	329	79	135	57	67	57	68	17	17	1,73
PW	2,434	2,233	2,181	2,321	1,856	848	854	750	814	716	705	515	16,22
RA	3,761	4,107	4,594	3,578	2,739	2,029	1,276	1,125	734	1,223	863	673	26,70
Total	8,583	8,502	9,150	8,276	6,299	3,961	2,827	2,338	2,025	2,461	1,930	1,447	57,79

Note: Actual Meeting room attendance is often not tracked and is a blend of estimates entered prior to use and ac attendance entered after the event.

Month to Month for Apr 2025 - 2026

Branch	# MtgRM Uses PrevYr	# MtgRM Uses CurYr	MtgRM Attd PrevYr	MtgRM Attd CurYr
BK	145	156	1,061	1,065
GI	73	88	303	148
GV	38	86	67	244
LB	95	86	514	591
LU		74		329
PW	373	399	2,533	2,321
RA	831	740	4,325	3,578
Total	1,555	1,629	8,803	8,276

YTD vs Previous Year Meeting Room Uses



Branch
All

Select Compare Years and Month

(Blank) 2010 2011 2012 2013 2014 2015 2016 2017 2018 2019 2020 2021 2022 2023

01-Jan 02-Feb 03-Mar 04-Apr 05-May 06-Jun 07-Jul 08-Aug 09-Sep 10-Oct 11-Nov

Annual Data for Surveys

Branch	Internet	Devices	Sessions
BK	4,431	1,808	4,277
GI	600	972	3,350
GV	398	880	3,094
LB	4,868	1,866	4,074
LU	1,489	1,681	7,226
LY	486	1,330	2,719
PW	4,067	2,305	5,891
RA	10,230	8,898	31,718
Total	26,569	19,740	62,349

Total YTD Public Computer Use for 2026 (for All Branches)

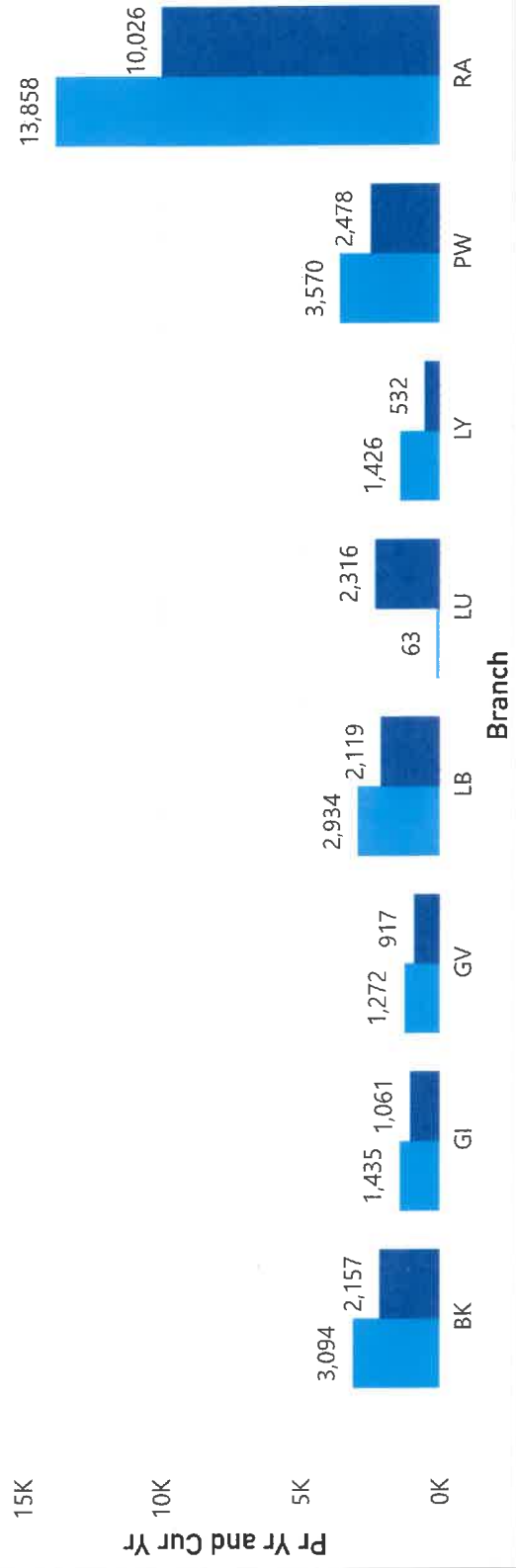


Com

Branch	Pr Yr
BK	3,094
GI	1,435
GV	1,272
LB	2,934
LU	63
LY	1,426
PW	3,570
RA	13,858
Total	27,652

Computer Use YTD Previous Year vs Current Year

Annual Totals ● Pr Yr ● Cur Yr



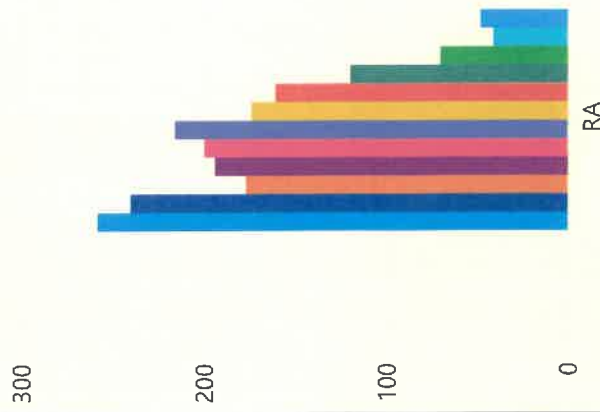
Public Computer

Branch	Selected YR -4	Sele Y
BK	50,980	41
GI	72,358	58
GV	56,252	71
LB	31,443	55
LU	81,499	131
LY	12,124	24
PW	56,031	134
RA	141,021	56
Total	501,708	573

Select Compare Years and Month

(Blank) 2010 2011 2012 2013 2014 2015 2016 2017 2018 2019 2020 2021 2022 2023 24
 01-Jan 02-Feb 03-Mar 04-Apr 05-May 06-Jun 07-Jul 08-Aug 09-Sep 10-Oct 11-

Phone Calls by Branch 9A - 9P for 04-Apr 2026



Phone Calls by Branch 9A - 9P for 04-Apr 2026

Branch	9A-10A	10A-11A	11A-12A	12A-1P	1P-2P	2P-3P	3P-4P	4P-5P	5P-6P	6P-7P	7P-8P	8P-9P
B-Ag	6	31	11	18	16	29	11	1	0	0	0	0
BK	0	0	0	0	0	0	0	0	0	0	0	0
GI	0	2	1	0	0	0	0	0	0	1	0	0
GV	2	3	2	2	1	0	0	3	4	1	0	0
LB	10	14	5	7	4	7	3	12	4	0	0	0
LU	0	1	2	0	1	3	1	1	0	1	0	0
LY	0	0	2	0	0	1	4	0	0	0	0	0
PW	0	0	0	0	0	0	0	0	0	0	0	0
RA	258	240	177	194	200	216	174	161	120	70	0	0
Total	276	291	200	221	222	256	193	178	129	72	0	0



General Call Data for 04-Apr 2026

Branch	# InBound Calls	Off Hr. Abandoned Calls	% Inbound Abandoned	Overflow / call	Overflows #	# OutBound Calls	Xfer	% Failed xfer	Sun*	Mon*	Tue*	Wed*	Thu*	Fri*	Sat*
B-Ag	127	4	7.1%	0.06	7	0	344	0.0%	0	24	23	24	27	21	8
BK	0	0	0.0%	0.00	0	11	393	0.0%	0	0	0	0	0	0	0
GI	5	1	0.0%	0.40	2	283	2,967	0.1%	0	0	2	1	1	0	1
GV	18	0	16.7%	0.00	0	212	1,995	0.1%	0	1	5	3	5	3	1
LB	70	1	7.1%	0.00	0	11	587	0.0%	0	11	13	20	9	14	3
LU	10	0	10.0%	0.00	0	6	255	0.0%	0	0	4	1	3	1	1
LY	7	0	28.6%	7.14	50	0	7	0.0%	0	2	2	1	1	1	0
PW	0	0	0.0%	0.00	0	8	622	0.0%	0	0	0	0	0	0	0
RA	1,989	90	10.1%	1.29	2,566	357	2,728	0.3%	60	345	368	394	384	270	168
Total	2,226	96	8.8%	0.99	2,625	888	9,898	0.5%	60	383	417	444	430	310	182

Branch

Select Compare Years and Month

(Blank) 2010 2011 2012 2013 2014 2015 2016 2017 2018 2019 2020 2021 2022 2023

01-Jan 02-Feb 03-Mar 04-Apr 05-May 06-Jun 07-Jul 08-Aug 09-Sep 10-Oct 11-Nov

Monthly YouTube and Facebook Data NOTE:

This ONLY shows data for programs created in the reported month. Filter <> *kit*


Communico Titles For Apr 2026

Branch	# Titles
LB	1
Total	1


YT Data For Apr 2026

Year	Branch	# Titles	Views
2026	District	1	23
2026	GI	4	60
2026	LB	1	7
Total		6	90


District YouTube



YouTube titles by Branch



YouTube Views by Branch



Facebook Data For Apr 2026

Branch	# Titles	Reach	3 Second Video Views	60 Second Video Views
BK	6	255	0	0
District	13	26,094	5,942	711
GI	6	278	0	0
GV	3	308	0	0
LB	10	490	19	2
LU	5	188	0	0
PW	5	756	0	0
RA	7	2,419	0	0
Total	55	30,788	5,961	713

Facebook Post Type views for Apr 2026

Branch	Live	Photos	Text	Videos
BK		438		
District	29,440	290	10,712	
GI		434		
GV		630		
LB	46	840	0	
LU		0	0	
PW		1,136		
RA		3,225	0	
Total	46	36,143	290	10,712

Select Year

- (Blank)
- 2010
- 2011
- 2012
- 2013
- 2014
- 2015
- 2016
- 2017
- 2018
- 2019
- 2020
- 2021
- 2022
- 2023
- 2024
- 2025

Yearly ILL Data for 2026

Year	Requested	Loaned	Received
2026	503	331	377
Total	503	331	377

ILL Data by Month for 2026

Month	Requested	Loaned	Received
01-Jan	150	62	82
02-Feb	116	91	101
03-Mar	126	91	100
04-Apr	111	87	94
Total	503	331	377

Homebound Data for 2026

Year	Customers	Circulations	Volunteers	Volunteer Hrs.
2026	0	0	0	0
Total	0	0	0	0

Month	Custom
01-Jan	0
02-Feb	0
03-Mar	0
04-Apr	0
05-May	0
06-Jun	0

As of May, 2025, Homebound data is no longer tracked outside of Communico

11-Nov
12-Dec

Total

Volunteer Data for 2026

Year	Teen	Adult	Board	Friends	Value
2026	56	977	80	4,650	\$200,489
Total	56	977	80	4,650	\$200,489

Volunteer Data By Month for 2026

Month	Teen	Adult	Board	Friends	Value
01-Jan	10	86	20	1,207	\$46,001
02-Feb	26	402	20	1,139	\$55,243
03-Mar	18	249	20	1,217	\$52,315
04-Apr	2	240	20	1,087	\$46,929
Total	56	977	80	4,650	\$200,489