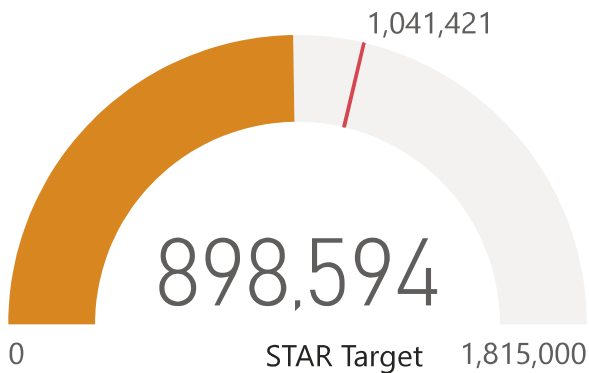


Dec 2023 Key Data

Circulation (Physical Materials)



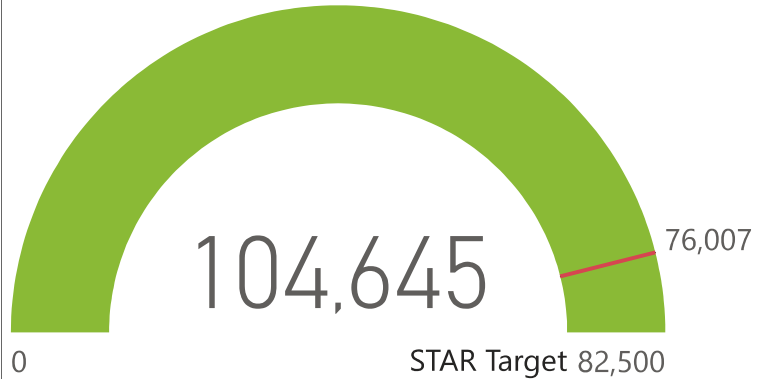
Library Visits



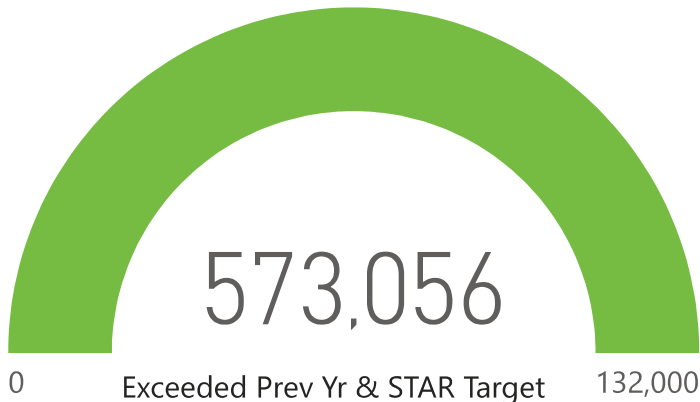
Digital Use (Books, Magazines, Music, Video, etc.)



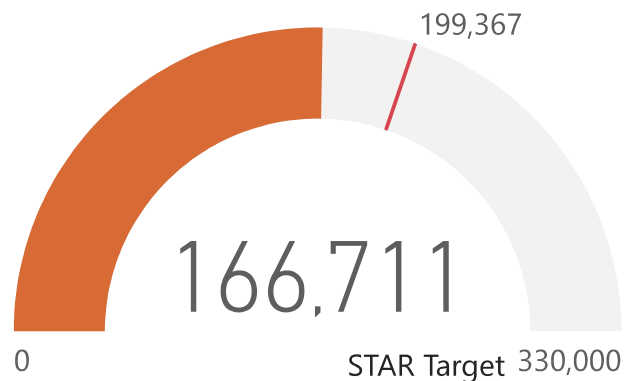
Program Attendance



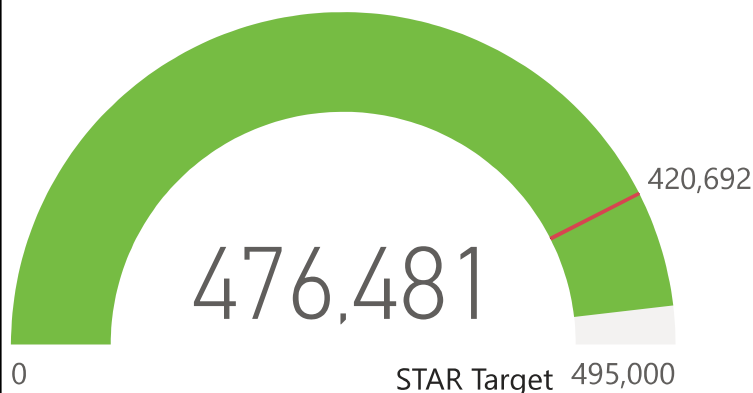
Computer Use



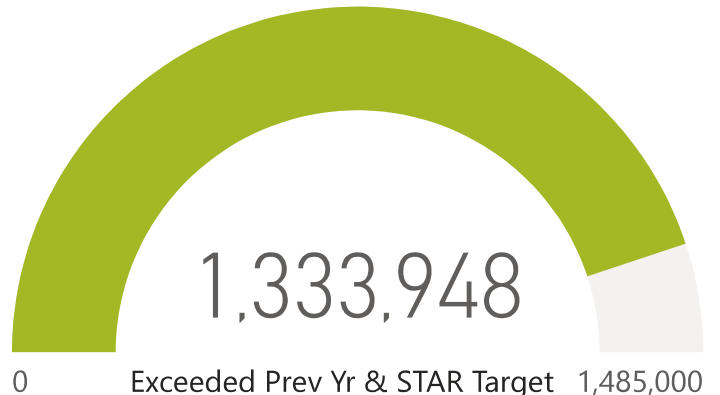
Online Resources (Databases, Reference Items)



WI-FI Use



Website Page Views



YTD Key Data 12/31/2023

Circulation YTD

Branch ▲	Dec	Dec YTD	YTD Dec target
BK	208	70,455	181,500
GI	3,915	49,082	127,050
GV	4,274	53,452	127,050
LB	9,644	132,781	181,500
LU	3,423	38,427	145,200
LY	1,328	17,188	36,300
PW	14,376	203,906	471,900
RA	26,694	333,303	544,500

Holds Filled

Month ▼	holds filled	Dec YTD
Dec	5,858	85,523

Public Computer Use YTD

Branch ▲	Dec	Dec YTD	YTD Dec target
BK	0	41,183	13,200
GI	4,005	58,775	9,240
GV	3,745	71,246	9,240
LB	5,830	55,157	13,200
LU	8,979	131,338	10,560
LY	611	24,020	2,640
PW	15,421	134,470	34,320
RA	5,329	56,867	39,600

Wireless Use YTD

Branch ▲	Dec	Dec YTD	YTD Dec target
BK	0	41,183	49,500
GI	3,804	58,775	34,650
GV	3,586	71,246	34,650
LB	4,134	55,157	49,500
LU	7,970	131,338	39,600
LY	258	24,020	9,900
PW	14,416	134,470	128,700
RA	2,689	56,867	148,500

Visits YTD

Branch ▲	Dec	Dec YTD	YTD Dec target
BK	0	55,003	66,000
LY	1,487	21,179	13,200
GI	3,516	45,662	46,200
GV	4,168	48,919	46,200
LB	5,010	62,918	66,000
LU	7,133	85,969	52,800
PW	9,840	123,420	171,600
RA	14,105	174,192	198,000

E Resources YTD

Dec	DecYTD	YTD Dec target
10,092	166,711	330,000

E Content YTD

Dec ▲	Dec YTD	YTD Dec target
40,294	490,046	495,000

Program Attendance YTD

Branch	Dec	Dec YTD	YTD Dec target
BK	186	5,090	8,250
GI	495	10,309	5,775
GV	707	8,502	5,775
LB	460	5,622	8,250
LU	663	12,591	6,600
LY	144	1,289	1,650
PW	1,033	29,468	21,450
RA	1,738	31,774	24,750

Website YTD

Dec	YTD Dec	YTD Dec target
38,380	1,333,948	1,485,000

See Monthly Theme Data in the Footnotes.

Endnotes for December 2023 Data

- Public Mtg Rm attendance estimated from expected use entered at time of reservation, not actual attendance.
- 3% added to circulation numbers to account for local / in-house use as estimated from 2018 data (pre-Koha).
- Circulation for All Pueblo Reads books given away (1,826) reported at 3x (5,478) due to Tech Svcs estimation of reuse.
- Program attendance includes reported virtual attendance at "live" presentations recorded in Communico.

NOTE: The deadline for submissions in Communico is the **15th of the month preceding the event.**

Month ▲	Primary Theme	Secondary Theme	Tag 1	Tag 2	Tag 3
January	Adult Winter Reading	Maker/Craft/Hobby	Adult Winter Reading	Maker / Craft / Hobby	
February	Black History	Valentines Day, Dr. Seuss	Black History Month	Dr. Seuss	Valentine's Day
March	Women's History	Branch Choice	Women's History Month		
April	ROL, Dia de los Niños	Spring/Earth Day	Read Out Loud	Dia de los Niños	Earth Day
May	Summer Reading	Asian Pacific American Heritage / Mental Health Awareness	Asian Pacific American Heritage Month	Summer Reading	Mental Health Awareness Month
June	Summer Reading	Pride, LGBTQ+	LGBTQ+ Pride Month		
July	Summer Reading	Branch Choice, patriotism, disability pride	July 4th Patriotism	Disability Pride Month	
August	Literacy Focus	APR Preview	Literacy Promotion	Banned Books	
September	Hispanic Heritage Month	Library Cards/ Banned Books	Hispanic Heritage Month		
October	All Pueblo Reads	Halloween/Dia de los Muertos	Halloween	All Pueblo Reads	Dia de los Muertos
November	Native American History	Fall/ Thanksgiving/Veterans	Native American Heritage Month	Thanksgiving	Veterans
December	Holiday/Festive Events	Digital Library Services	December Holidays		