
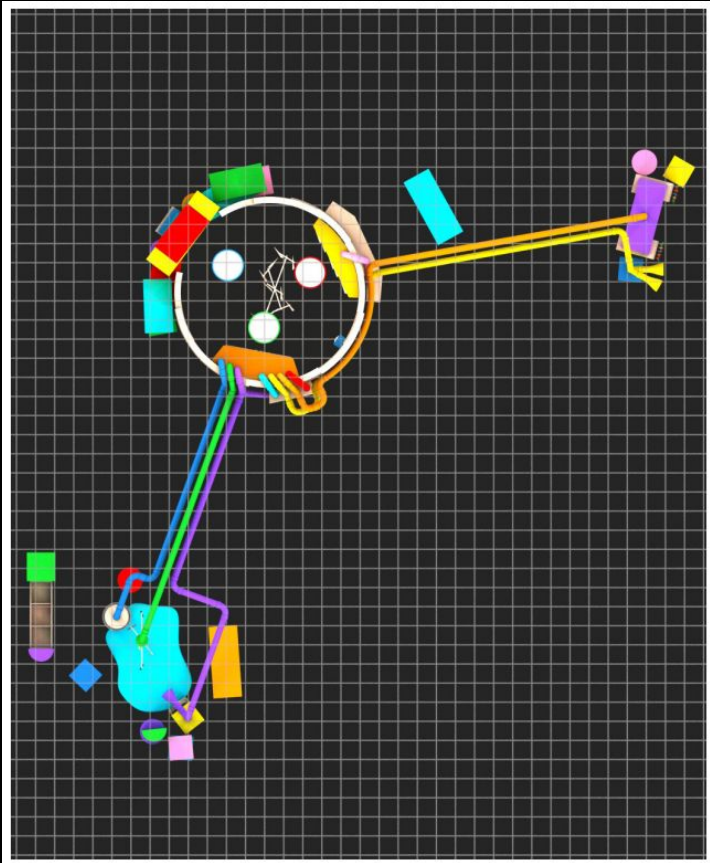



Children's Services Feature Exhibit


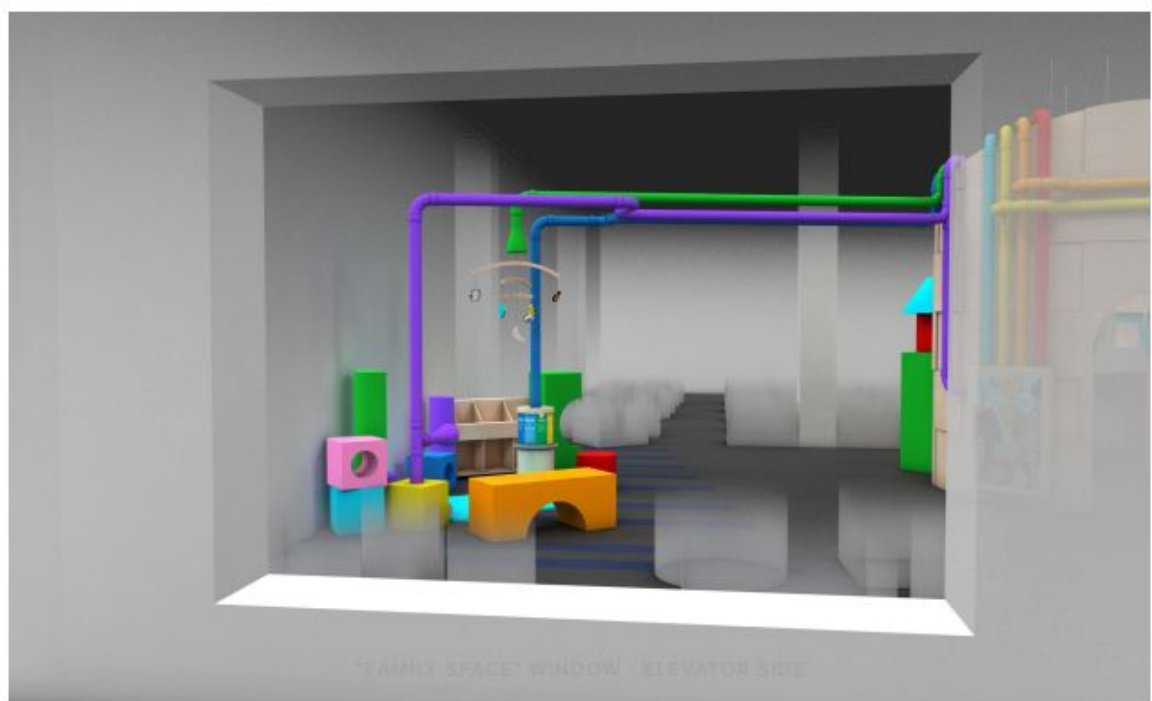
Project Update - October 2021
Amy Nelson, Rawlings Director



unrivaled.







Birth-2yrs



TALK



SING



READ




WRITE



PLAY

CURATED COLLECTION
OF BOARD BOOKS



TIPS!

When you're looking at a picture, ask your child to describe what they see. This helps them develop their language skills and learn to observe details. You can also ask them to tell you a story about the picture.

When you're looking at a picture, ask your child to describe what they see. This helps them develop their language skills and learn to observe details. You can also ask them to tell you a story about the picture.

When you're looking at a picture, ask your child to describe what they see. This helps them develop their language skills and learn to observe details. You can also ask them to tell you a story about the picture.

CHANGEABLE
INFOGRAPHIC

BUILT-IN SPINNER
TOY


TALK

As a "picture walk" with your child, instead of reading the book, ask questions about the pictures on the page. Ask your child a question about what they see.

RE

TA

Read a book with your child and ask them to ask you questions about what they see.



AGES 2-5(+)


ACTIVITY BOARDS SHOWN ARE FOR
PREVIEW PURPOSES ONLY

UNIQUE STORYLINES AND
ILLUSTRATIONS TO BE DEVELOPED

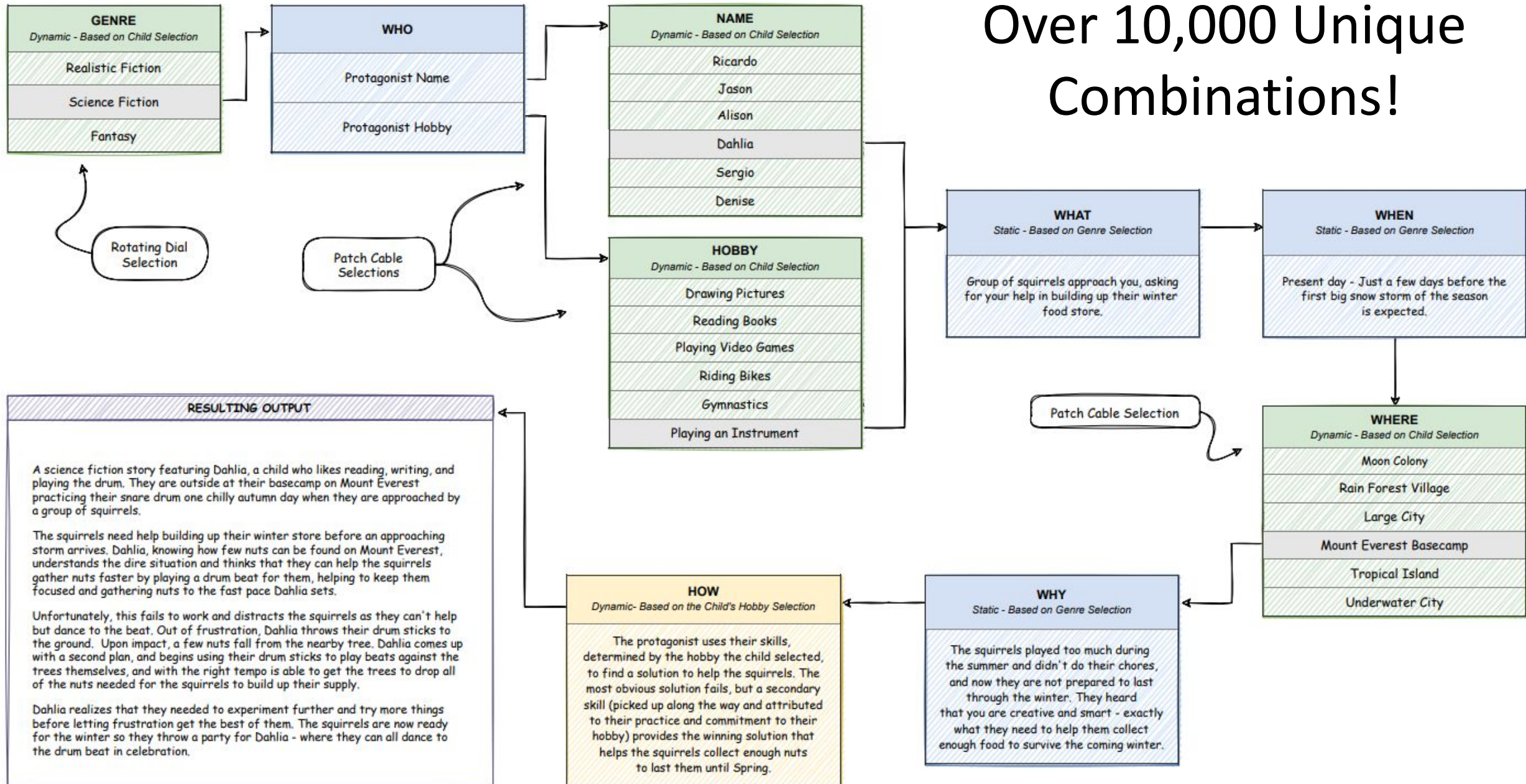




ADDED SHELF SPACE



Over 10,000 Unique Combinations!



Community Focus Group

Representatives from School Districts 60 & 70, St. John Neuman School, Boys and Girls Club, Hispanic Resource Specialist, Early Literacy Librarian, PCCLD Trustee

Character/Protagonist



Setting



Conflict & Resolution



Next Step: Youth Surveys



- Online survey tool in development
- Promotion among D70, D60 and private schools
- Survey access through library website
 - Target: 2nd and 3rd grade students
 - Sample Size: approximately 300 students per grade level
- Compile results and integrate into story development!

Project Timeline

2021

August-September

- Design Development & Final Approval

October

- Story Development
- Establish themes
- Community focus groups

December 2021

- Prototyping (testing build method and custom electronics)
- Final approval of storylines, script-writing & recording,
- Production drawings

2022

January-February 2022

- Finalize graphics (instructional panels, library messaging, infographics)
- Content development & creation (all content and recordings for audio and interactive components)

March 2022

- Fabrication
- Complete all custom electronics and software programming

April 2022

- Preview exhibit (virtually or in-person)
- Installation 4/22/22