



Zinio Downloadable Magazines

Zinio is a new downloadable magazine service provided by the Pueblo City-County Library District to Pueblo County Resident Library cardholders. Zinio allows you to sign up and receive downloadable issues of many popular magazines each month. You will need to use your library card to create an account and select publications through the PCCLD Zinio website. New issues will be delivered each month once a publication has been added to your account.

I. Creating Accounts and Selecting Publications Online

To begin visit the Pueblo City-County Library District's Zinio website at:

<http://www.rbdigital.com/puebloco/zinio>

If this is your first time using the website select the Create Account button.

The screenshot shows the Zinio website interface. At the top right, there are links for 'FAQ', 'Help', and 'Contact Us'. The Pueblo City-County Library logo is centered at the top. Below it, the Zinio logo is on the left, and a list of features is on the right:

- Full digital copies of your favorite magazines
- View magazines on your computer or mobile device.
- Unlimited access to our entire collection.
- Click here to view the [User Guide](#).
- Watch the [How to Use Zinio Video](#) now.

Below the features list is a computer monitor displaying a grid of magazine covers, including titles like 'PHOTO', 'dwel', 'BASKETBALL', 'bike', 'THE SPL', 'MAMA', and 'SPLITTER'. To the right of the monitor is a login/sign-up form with the following elements:

- Email:** Input field
- Password:** Input field with a red link: [Trouble logging in?](#)
- [Forgot your password?](#)
- Log In** button
- Text: "By clicking Log In, I agree to the site's Terms of Use."
- New User?** section containing a **Create Account!** button (highlighted with a red box)
- [System Requirements](#) link

Step 1: Create PCCLD Zinio account and log in

You will now need to create a log in to sign into the PCCLD Zinio website.

1. Enter your full Library Card* Number without spaces or dashes. Click Validate
2. Enter your email address, create a password, and type your name in the appropriate boxes.
3. Check your email for a validation link to complete your sign up.

*** Only Pueblo County Residents are able to access this resource.**

1.

Please Enter:
Library Card Number:

Validate Or Just Return to login
System Requirements

2.

Email: *

Password: *

Repeat Password: *

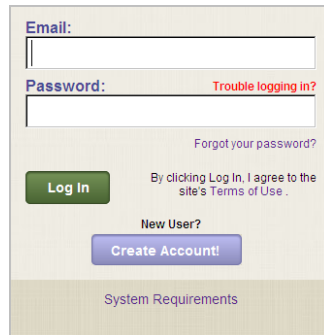
Your Name:

Create Account Or Just Return to login
By creating an account, I agree to the site's Terms of Use .
* — Required
System Requirements

3.

Successful!
Email has been sent to you
A confirmation email has been sent to the email address associated with your account; if you do not receive the email , it may have been blocked by your email security settings. Please check your spam or junk mail folder.
Return to login
System Requirements

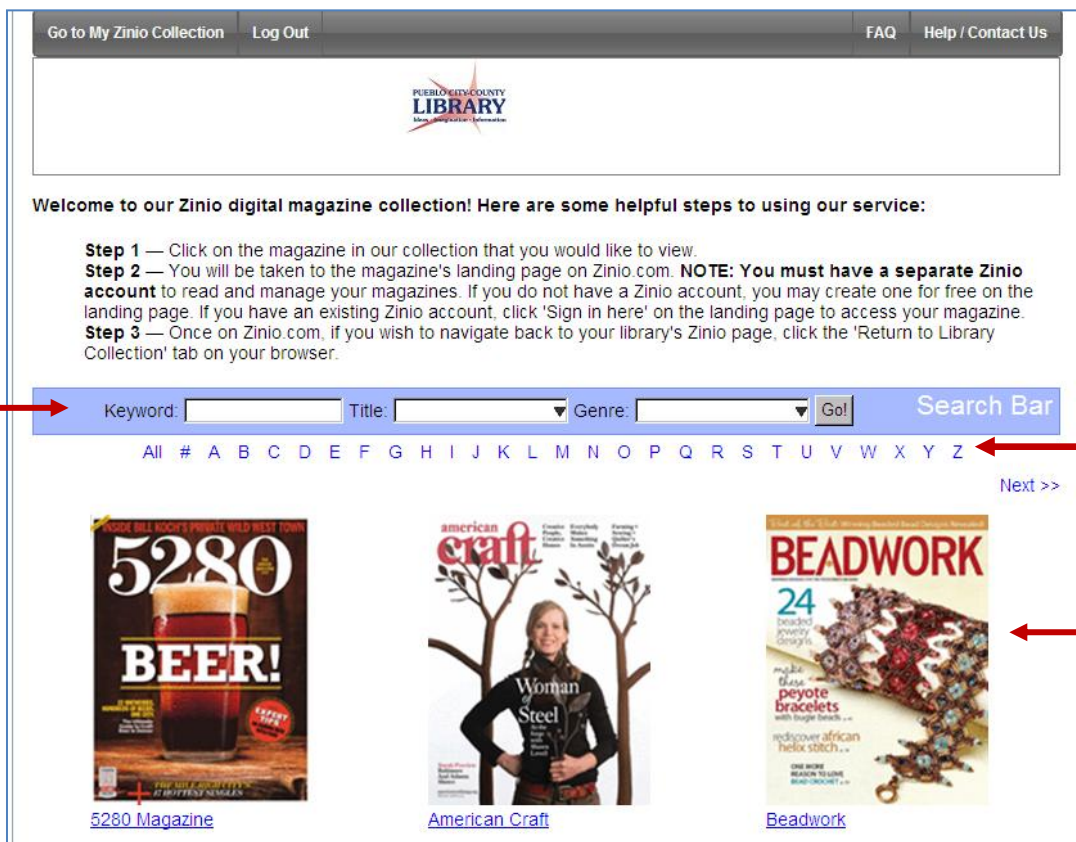
Once you have successfully validated your account you can return to the PCCLD Zinio website (<http://www.rbdigital.com/puebloco/zinio>) to log in.



The login form contains the following elements: an 'Email:' label above a text input field; a 'Password:' label above another text input field, with a red link 'Trouble logging in?' to its right; a 'Forgot your password?' link below the password field; a green 'Log In' button; a 'New User?' link; a blue 'Create Account!' button; and a 'System Requirements' link at the bottom.

Step 2: Search for publications

After logging in click on a publication from the alphabetical list or search for a title. Currently PCCLD subscribes to over 75 publications in Zinio.



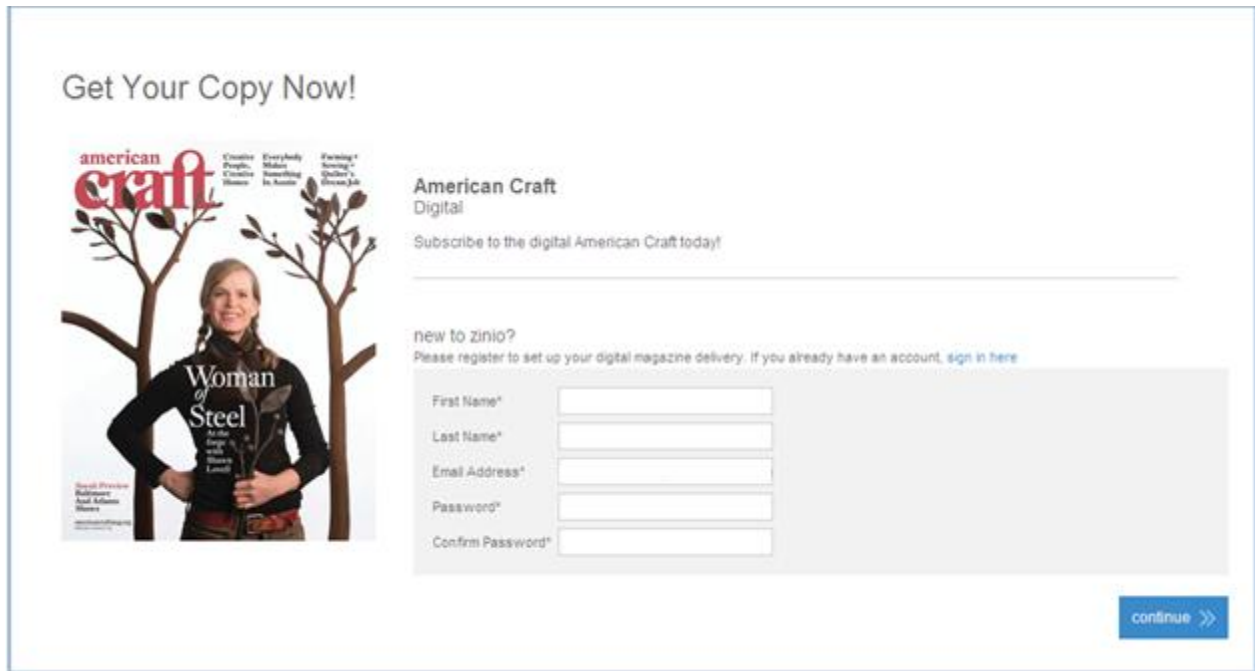
The screenshot shows the Zinio user interface. At the top, there are navigation links: 'Go to My Zinio Collection', 'Log Out', 'FAQ', and 'Help / Contact Us'. Below this is the Pueblo County Library logo. A welcome message follows: 'Welcome to our Zinio digital magazine collection! Here are some helpful steps to using our service:'. Three steps are listed: Step 1 (click on magazine), Step 2 (land on magazine page, note about separate Zinio account), and Step 3 (navigate back to library page). Below the text is a search bar with fields for 'Keyword:', 'Title:', and 'Genre:', a 'Go!' button, and the text 'Search Bar'. Underneath the search bar is an alphabetical list from 'All #' to 'Z', with a 'Next >>' link. Three magazine covers are displayed: '5280 BEER!', 'american craft', and 'BEADWORK'. Red arrows point from the search bar and the alphabetical list to the '5280 Magazine', 'American Craft', and 'Beadwork' titles below the covers.

Search by keyword, title, or Genre with the Search Bar.

OR

Browse for a title by using the Alphabetical List.

Once you have located a publication click on it. You will now have the option to subscribe to the publication by using a Zinio account log in. This is a separate log in from the PCCLD Zinio website log in.



Step 3: Create a Zinio account to subscribe

If you have not used the Zinio magazine service before you will need to create a separate account that can be used on the Zinio apps, on your computer, and to read magazines online. This account information should be the same as the PCCLD Zinio account log in you created in step 1 (You will just need to enter that information again in this form).

new to zinio?
Please register to set up your digital magazine delivery. If you already have an account, [sign in here](#)

First Name*

Last Name*

Email Address*

Password*

Confirm Password*

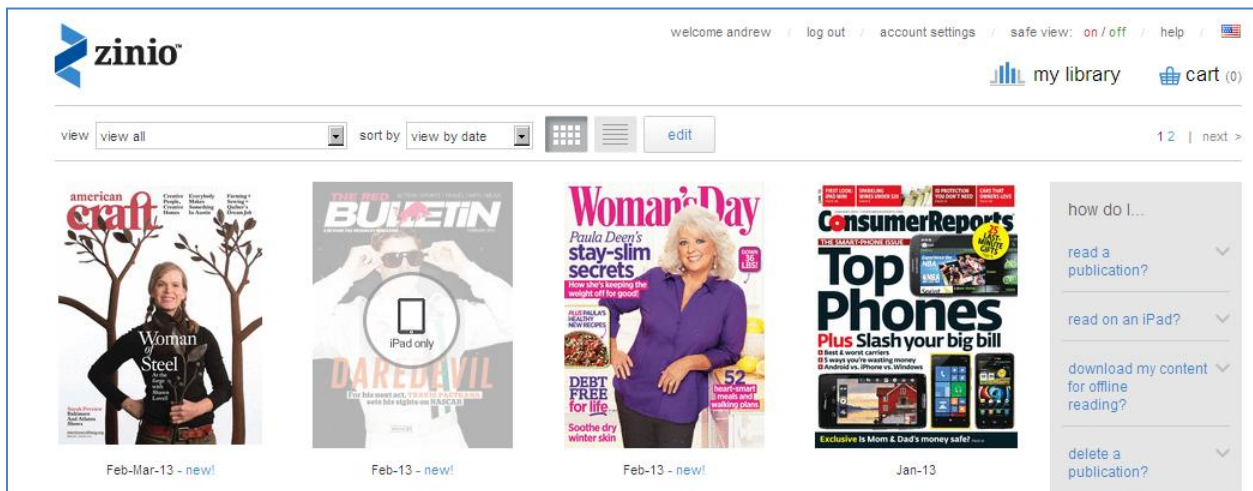
continue >>

Returning users who have already registered with Zinio can click here to sign in.

Your email address will need to match the email address you used to access the PCCLD Zinio website.

Click Continue to complete the Zinio sign up. This will complete adding the title to your account.

A new window will display showcasing all of the publications you are currently receiving through Zinio. Click on the cover of the publication to read it online.



II. Downloading to a Mobile Device

To download a publication to your mobile device you will need to setup the Zinio app on your device. Only mobile devices that support the Zinio app will be able to have issues downloaded to them. Check with your devices manufacturer to see if a Zinio app is available to you. If an app is not available you can still view issues online through your device's web browser.

Begin by downloading the Zinio app from your devices app store

After the Zinio app is installed on your device open it.

Tap the app's settings menu to log into Zinio with the Zinio account information you created in Step 3 above.

Click on the Read menu option to display and download your publications. You will only use the Zinio app to read your magazines. If you attempt to shop in the app you will be prompted to buy using your own funds.