

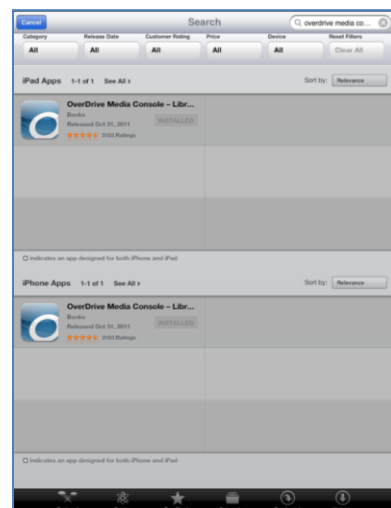

Apple iPad, iPhone, or iPod Touch

Gather needed equipment and info

- Apple iOS device (iPad, iPhone, or iPod Touch)
- Wi-Fi Connection
- Apple ID and Password
- Adobe ID and Password OR an Email address to register for one
- PCCLD resident library card # in good standing. Be sure to know your library card PIN (cardholder's birth date as MMDDYYYY).
- **Note:** OverDrive books cannot be renewed. To extend your checkout you will need to check the book out again after it has expired.

Set Up

Open the App Store application on your iOS device. Search for the free OverDrive Media Console App.



Download the Overdrive Media Console Application from the Apple App Store by tapping the free button. You will now be prompted to enter your Apple ID password to complete the purchase.

The app should download to your device. Tap the OverDrive app icon to open it.



The first time you open the app you will be prompted to authorize it with a free Adobe ID. This ID allows you to open and access e-books downloaded through the OverDrive

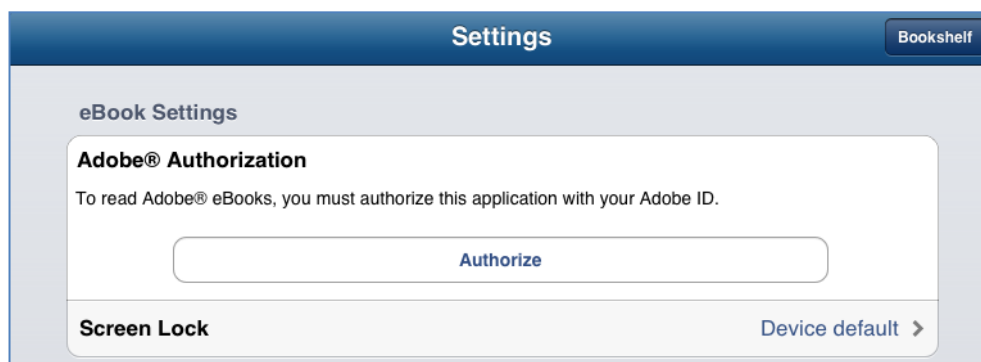
se

Note: e-audio book users do not need to authorize the app with an Adobe ID.

- I. If you have already created a free Adobe ID and password tap Sign In and enter your adobe information.
- II. If you have not created an Adobe ID press the Register at Adobe.com button to sign up on Adobe's website. Once you have registered on Adobe.com you will need to open the OverDrive app again and Sign in using the directions below.



Hint: To adjust the Adobe authorization from within the app tap the Get Books button (top right on page). Now tap the Settings menu button (found at the bottom of page). The Adobe Authorization is the first option at the top of the Settings page.

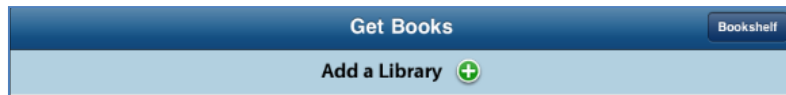



From the Bookshelf the Get Books option is located on the top right of the page (pictured below).



From the Settings menu page tap the Get Books button located on the menu options along the bottom of the page.

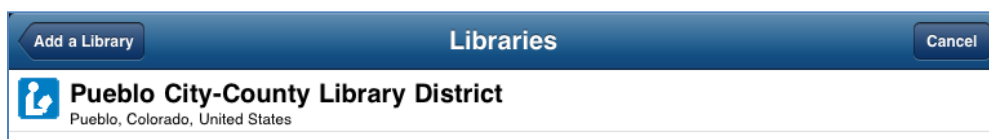
Overdrive will allow you to search for a library. Tap the Add a Library button.



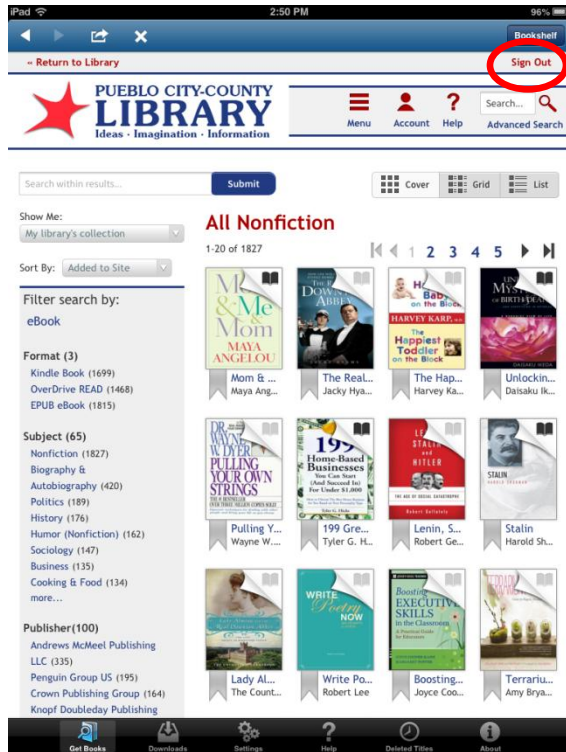
Search by Library name, City, or Postal Code.



Tap the Pueblo City-County Library District.



The web browser will launch and display the PCCLD downloadable website. Tap the Sign In button to log into the website and checkout books.

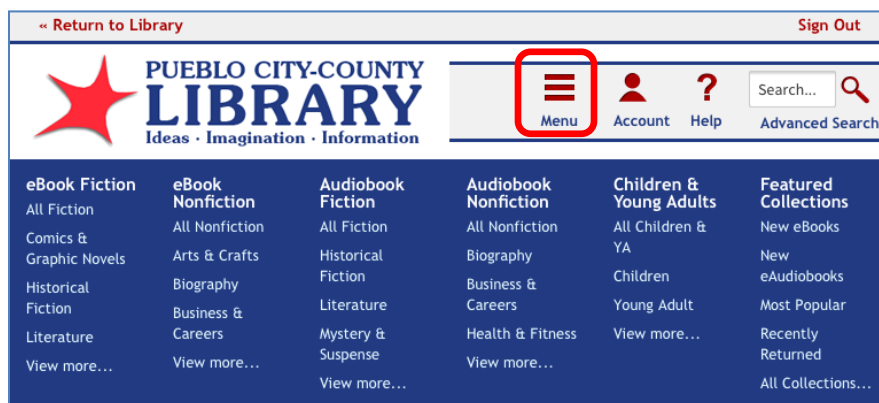


Use your full library card number and PIN to log in. The PIN is usually set to the cardholder's birth date as MMDDYYYY.



Finding Books on the PCCLD OverDrive website

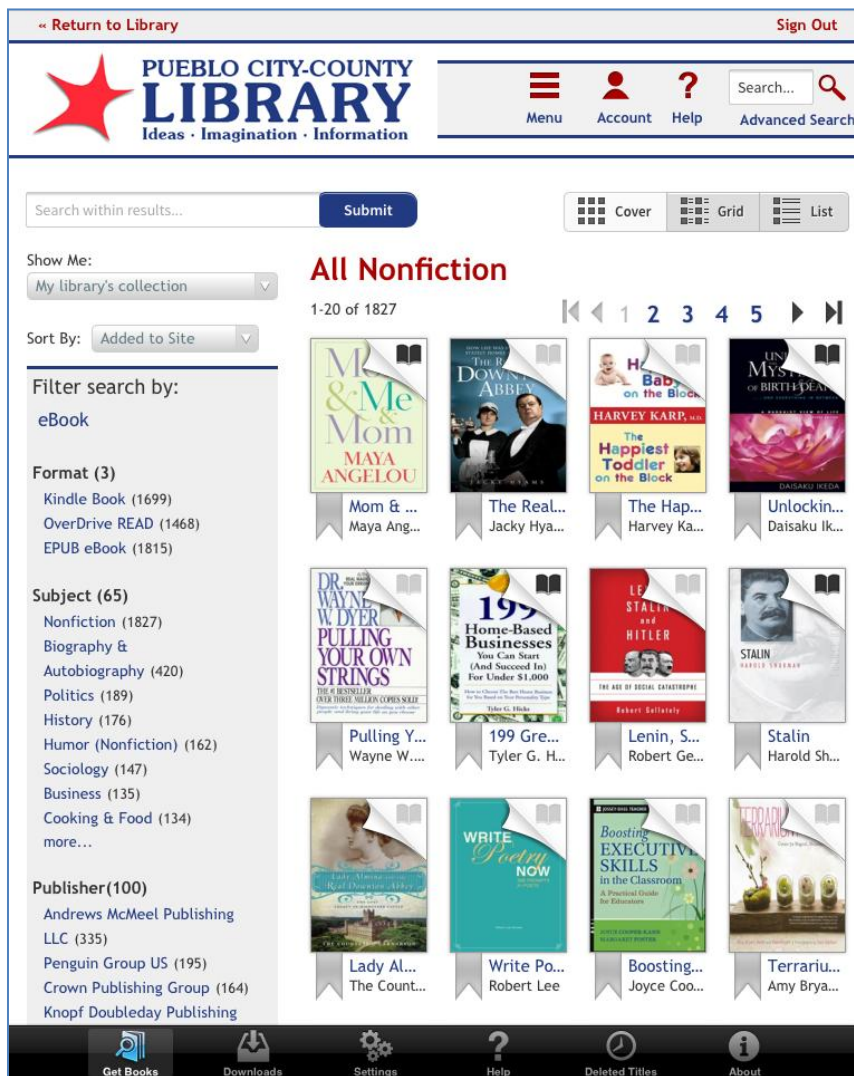
You are now ready to locate a book to checkout. To browse for books tap on the Menu button and select the type of book you wish to browse for.



To search for a specific book use the Search feature. A quick search can be completed by tapping inside the search box and then typing search terms. To complete a precise search tap the Advanced Search button.



A results page will display. Tap on the cover of a book to get more information and borrow it from the library.



The books detailed record allows you to gather more information about the book including a description, available formats, ratings, and more.

Return to Library Sign Out

PUEBLO CITY-COUNTY LIBRARY
Ideas · Imagination · Information

Menu Account Help Search... Advanced Search

The Great Cholesterol Myth
Why Lowering Your Cholesterol Won't Prevent Heart Disease—and the Statin-Free Plan That Will

by Jonny Bowden
Stephen Sinatra

★★★★★

Borrow

This title can be borrowed for 21 days. (Change)

Heart disease is the #1 killer. However, traditional heart disease protocols—with their emphasis on lowering cholesterol—have it all wrong. Emerging science is showing that cholesterol...

[Add to Wish List](#) [Buy It Now](#)

AVAILABLE FORMATS

- Kindle Book
- OverDrive READ
- EPUB eBook

SUBJECTS

- Health & Fitness
- Nonfiction

COPIES

- Available: 2
- Library copies: 3

Available Formats tells you which formats the book can be downloaded in. The OverDrive App will use EPUB eBook format.

The copies section will show you how many copies of the book the library owns and what is available.

Tap on Borrow to checkout the book from the library.

You will know be directed to your account bookshelf to download the book.

Bookshelf

Note: Once you select a format, you may only be able to return the title via the software.

The Great Ch...
Jonny Bowden

Expires : May 24 2013 2:44PM

[Download \(Select one format\)](#)

[Read \(In your browser\)](#)

[Return Title](#)

Night Watch
Suzanne Brockm...

Expires : May 24 2013 11:31AM

[Download \(Kindle Book\)](#)

[Read \(In your browser\)](#)

199 Great Ho...
Tyler G. Hicks

Expires : May 24 2013 10:34AM

[Download \(EPUB eBook\)](#)

[Read \(In your browser\)](#)

Argo
Antonio Mendez

Expires : May 18 2013 10:01AM

[Download \(MP3 Audiobook\)](#)

Bookshelf

Holds

Lists

Settings

MY ACCOUNT:

Checkout limit: 10

Titles checked out: 5

Checkouts remaining: 5

[Get Software](#)


Download (Select one format)

- Kindle Book
- EPUB eBook

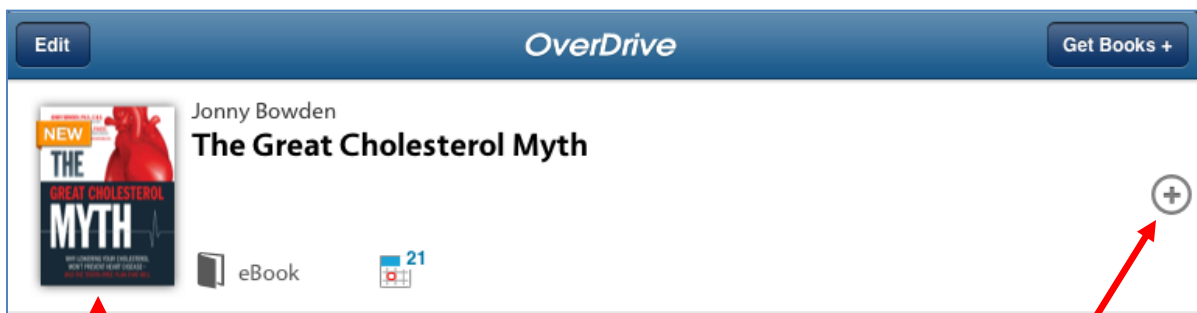
[Confirm & Download](#)

Tap on the Download button to select the format of the book to download. The OverDrive app on the iPad will use the EPUB eBook version of the book. Then tap the Confirm & Download option.

The book will now download to your device (This may take a few minutes). To view your downloaded books tap on the Bookshelf button to return to the app bookshelf.



Your book will appear in the app bookshelf.



Tap the cover of the book to open and begin reading.

Tap the (+) to return and delete the book early.

For additional assistance please contact:

Call the Information Desk at

(719) 562-5601