

Hoopla is an online streaming service that allows Pueblo City-County Library District patrons access to over 600,000 titles of digital music, movies, television episodes, audiobooks, comics, and ebooks.

PCCLD library card holders can check out **20 titles per calendar month** (ex: Jan 1-31). Unused checkouts do not roll over to the next month.

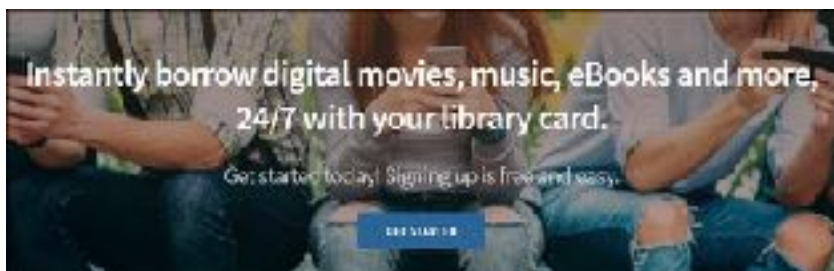
## Loan Periods

eBooks	Audiobooks	Music	Movies	Television Shows
21 days	21 days	7 days	3 days	3 days

## Use Hoopla on Computer

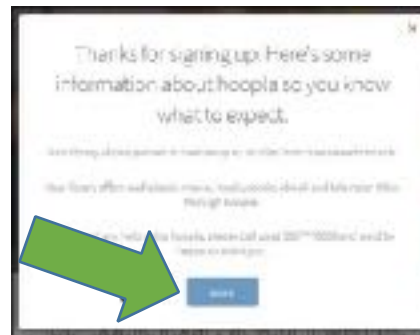
Use the same Hoopla Account credentials to sign into apps installed on all devices.

**STEP 1:** Go to [www.hoopladigital.com](http://www.hoopladigital.com) →




## STEP 2: Complete account

information →

A web form titled "COMPLETE ACCOUNT" with a progress bar at the top showing "1. ACCOUNT" and "2. SIGN UP" (highlighted in blue). The form contains four input fields: "Email", "Confirm email", "Password (8-40 characters)", and "Confirm password". A "CONTINUE" button is at the bottom right.

## STEP 3: Choose Pueblo City-County

Library District →

A screen titled "Choose your library" with a progress bar showing "1. ACCOUNT", "2. CHOOSE LIBRARY" (highlighted in blue), and "3. SIGN UP". It features a dropdown menu with "Pueblo City County Library District" selected. A "NEXT" button is at the bottom right.

## STEP 4: Enter PCCLD Library Card

number and PIN →

A screen titled "Library Card" with a progress bar showing "1. CHOOSE LIBRARY", "2. LIBRARY CARD" (highlighted in blue), and "3. SIGN UP". It contains input fields for "Library card" and "PIN". A "NEXT" button is at the bottom right.

## STEP 5: Select Notifications you would like to receive →

A screen titled "Confirmation" with a progress bar showing "1. CHOOSE LIBRARY", "2. LIBRARY CARD", and "3. CONFIRMATION" (highlighted in blue). It includes a green arrow pointing to a "SIGN ME UP" button at the bottom right.

## STEP 6: "DONE"

# Install Hoopla App

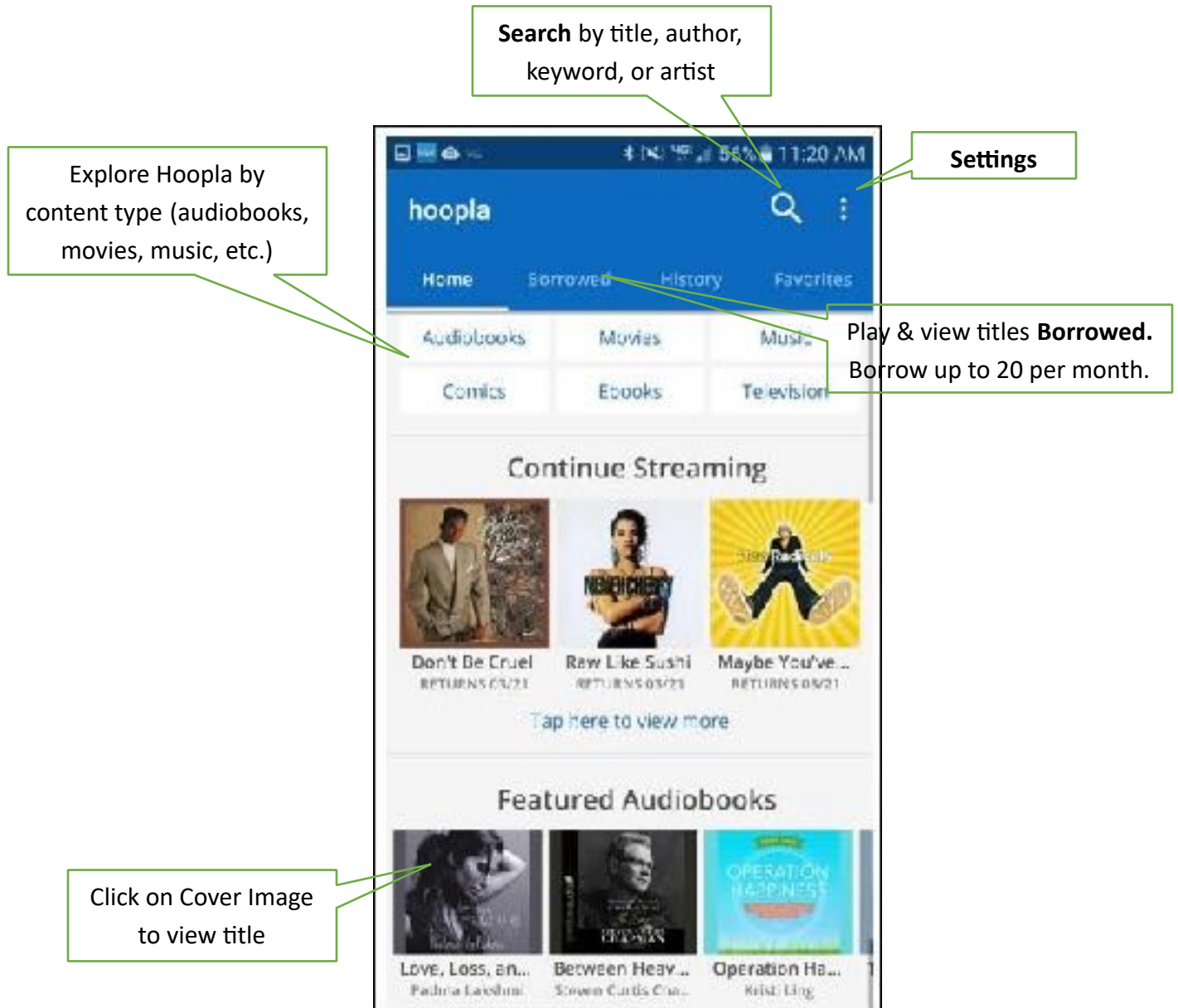


**STEP 1:** Go to the **Play Store** (Android), **App Store** (Apple iOS) or **Amazon** (Kindle Fire, 4<sup>th</sup> generation and up) on your device.

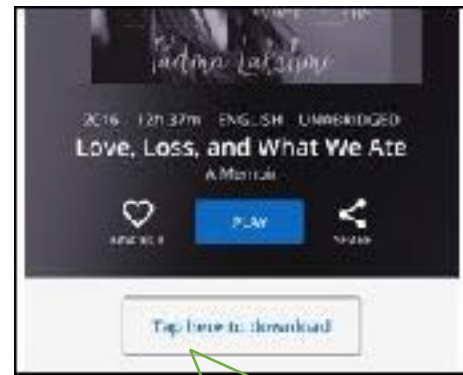
**STEP 2:** Search and install the Hoopla Digital app.

**STEP 3:** Sign into account using your Hoopla account credentials or create a new Hoopla Digital account.

# Browse Content



## Borrow Titles



- PCCLD patrons can borrow **20 titles per calendar month**.
- Titles cannot be renewed, but users can re-borrow an item. Note: this will count against borrowing limits.
- Items can sync between devices.
- Download a title from the app to view or listen to without Wi-Fi signal.
- Recommended to use Chrome or Safari Browser. Firefox requires Widevine plugin to view movies.
- No need to return titles. All titles are returned automatically at end of the checkout period.
- Hoopla movies can be viewed on your TV via Apple TV, Roku, or Chromecast.

## Need Assistance?

Call 719-562-5600

More help can be found at

<https://www.hoopladigital.com/help> <http://www.pueblolibrary.org/digitalmedia>