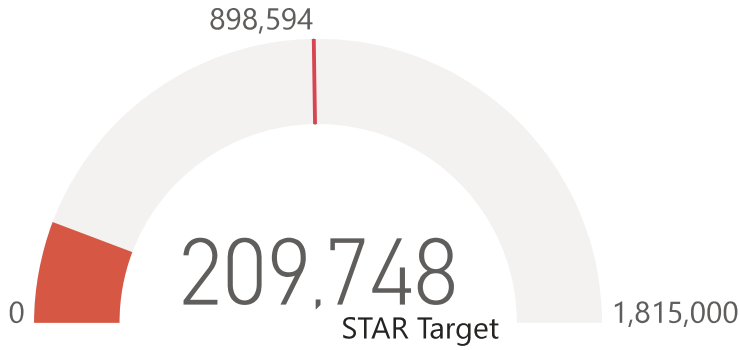
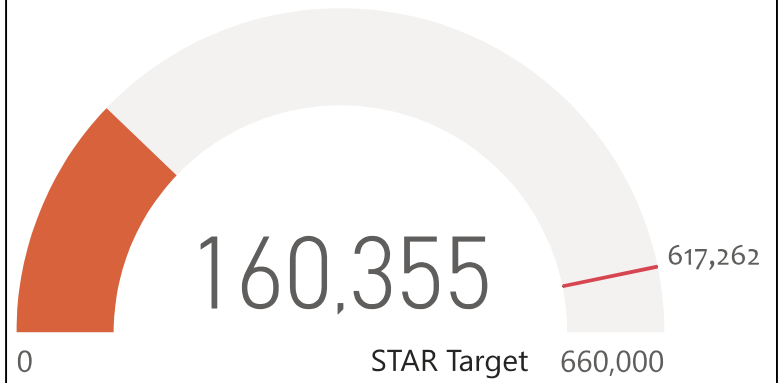


Mar 2024 Key Data

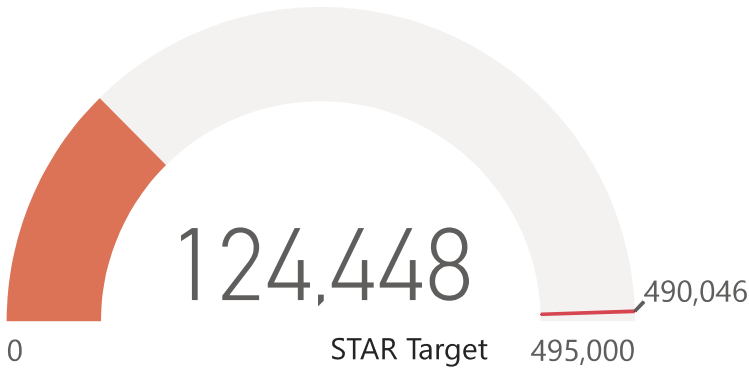
Circulation (Physical Materials)



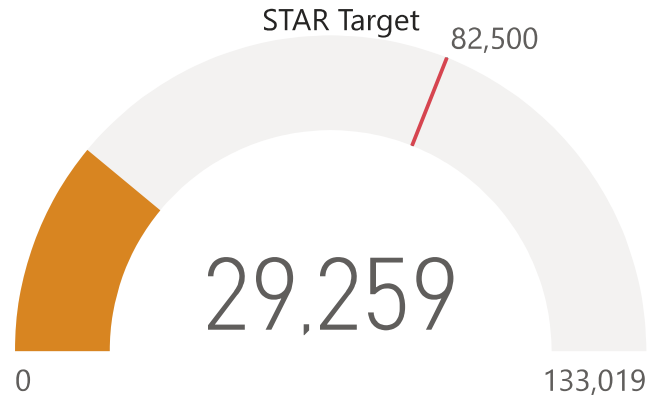
Library Visits



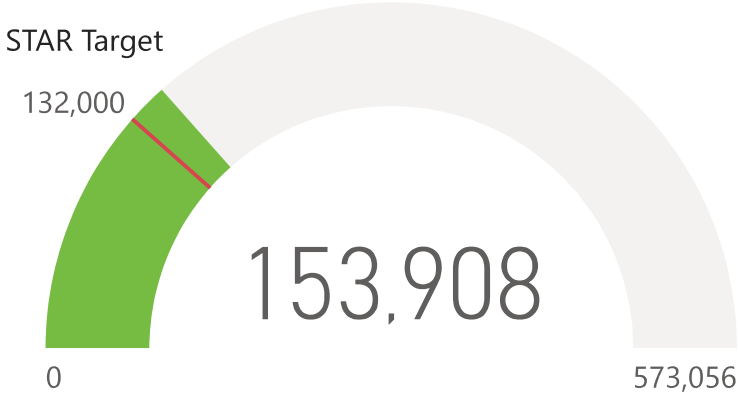
E Content (Digital Circulation)



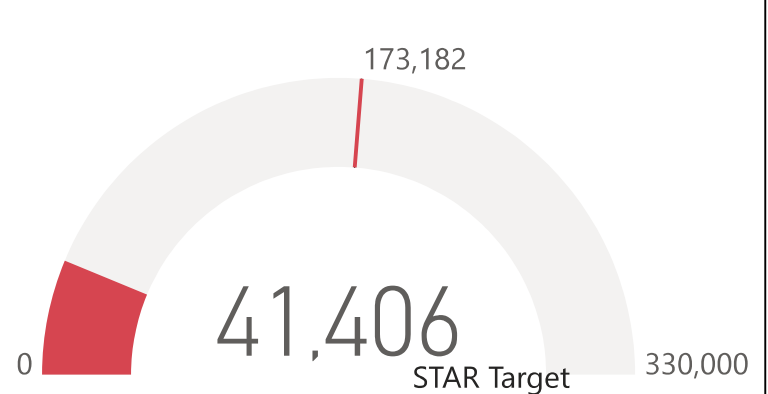
Program Attendance



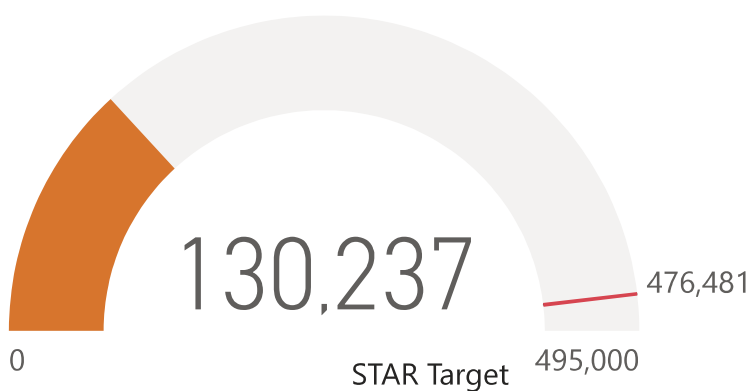
Computer Use



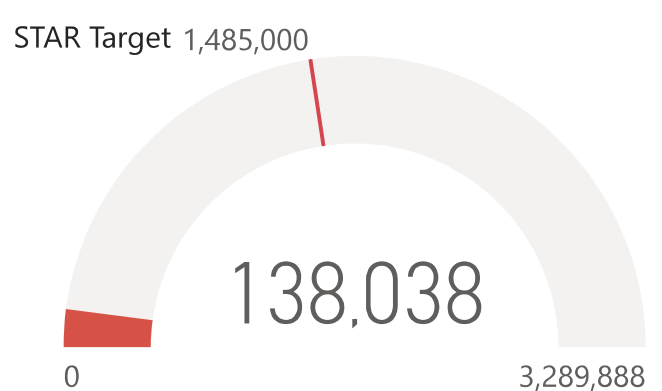
E Resources (Database Activity)



WI-FI Use



Website Page Views



YTD Key Data 3/31/2024

Circulation YTD -- (YTD Includes est. 3% local use)

Branch	Mar	YTD	YTD Mar target
▲			
BK	164	557	45,375
EL	58	121	12
GI	4,077	12,647	31,763
GV	3,898	11,816	31,763
LB	9,927	31,345	45,375
LU	3,683	11,433	36,300
LY	1,271	4,035	9,075
PW	17,382	50,719	117,975
RA	29,265	87,075	136,125
Total	69,725	209,748	453,763

Holds Filled

Month	Holds Filled	Mar YTD
▼		
Mar	6,810	21,379

Public Computer Use YTD

Branch	Mar	YTD	YTD Mar target
▲			
BK	0	0	3,300
GI	5,453	15,884	2,310
GV	4,786	13,258	2,310
LB	6,499	20,054	3,300
LU	11,750	36,655	2,640
LY	336	930	660
PW	14,976	48,788	8,580
RA	5,312	18,339	9,900
Total	49,112	153,908	33,000

Wireless Use (sessions) YTD

Branch	Mar	YTD	YTD Mar target
▲			
BK	0	0	12,375
GI	5,116	14,960	8,663
GV	4,632	12,813	8,663
LB	5,015	15,375	12,375
LU	10,561	32,971	9,900
LY	0	0	2,475
PW	13,693	44,725	32,175
RA	2,399	9,393	37,125
Total	41,416	130,237	123,751

Visits YTD

Branch	Mar	YTD	YTD Mar target
▲			
BK	0	0	16,500
GI	4,843	13,305	11,550
GV	3,423	11,300	11,550
LB	5,485	16,783	16,500
LU	9,049	26,192	13,200
LY	1,911	4,698	3,300
PW	11,350	34,335	42,900
RA	19,203	53,144	49,500
Total	55,264	159,757	165,000

E Resources (Database Actiity) YTD

Mar	YTD	YTD Mar target
▲		
13,298	41,406	82,500

E Content (Digital Circulation) YTD

Mar	YTD	YTD Mar target
▲		
40,373	124,448	123,750

Program Attendance YTD

Branch	Mar	YTD	YTD Mar target
BK	271	597	2,062
GI	593	1,536	1,444
GV	675	1,425	1,444
LB	398	1,110	2,062
LU	3,226	8,072	1,650
LY	146	390	412
PW	2,375	6,095	5,362
RA	2,635	7,621	6,188
Total	10,319	26,846	20,624

Website YTD

Mar	YTD Mar	YTD Mar target
▲		
45,516	138,038	371,250

See Monthly Theme Data in the Footnotes.

Endnotes for December 2024 Data

- Public Mtg Rm attendance estimated from expected use entered at time of reservation, not actual attendance.
- 3% added to circulation numbers to account for local / in-house use as estimated from 2018 data (pre-Koha).
- Program attendance includes reported virtual attendance at "live" presentations recorded in Communico.

NOTE: The deadline for submissions in Communico is the **15th of the month preceding the event.**

Month	Primary Theme	Secondary Theme	Tag 1	Tag 2	Tag 3
January	Adult Winter Reading	Maker/Craft/Hobby	Adult Winter Reading	Maker / Craft / Hobby	
February	Black History	Valentines Day, Dr. Seuss	Black History Month	Dr. Seuss	Valentine's Day
March	Women's History	Branch Choice	Women's History Month		
April	ROL, Dia de los Niños	Spring/Earth Day	Read Out Loud	Dia de los Niños	Earth Day
May	Summer Reading	Asian Pacific American Heritage / Mental Health Awareness	Asian Pacific American Heritage Month	Summer Reading	Mental Health Awareness Month
June	Summer Reading	Pride, LGBTQ+	LGBTQ+ Pride Month		
July	Summer Reading	Branch Choice, patriotism, disability pride	July 4th Patriotism	Disability Pride Month	
August	Literacy Focus	APR Preview	Literacy Promotion	Banned Books	
September	Hispanic Heritage Month	Library Cards/ Banned Books	Hispanic Heritage Month		
October	All Pueblo Reads	Halloween/Dia de los Muertos	Halloween	All Pueblo Reads	Dia de los Muertos
November	Native American History	Fall/ Thanksgiving/Veterans	Native American Heritage Month	Thanksgiving	Veterans
December	Holiday/Festive Events	Digital Library Services	December Holidays		