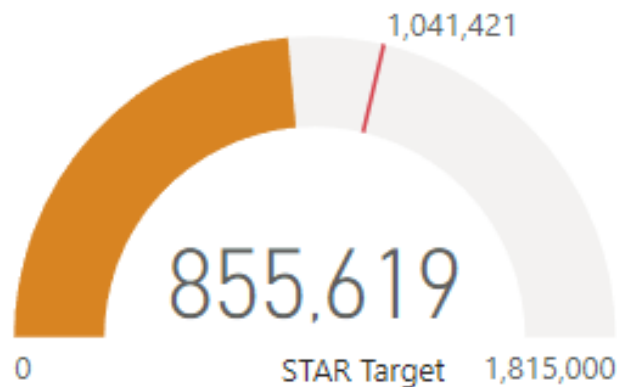
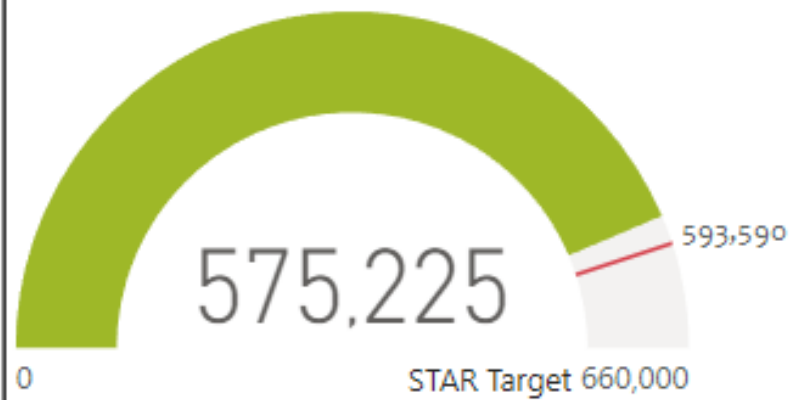


Current Key Data as of 12/11/2023

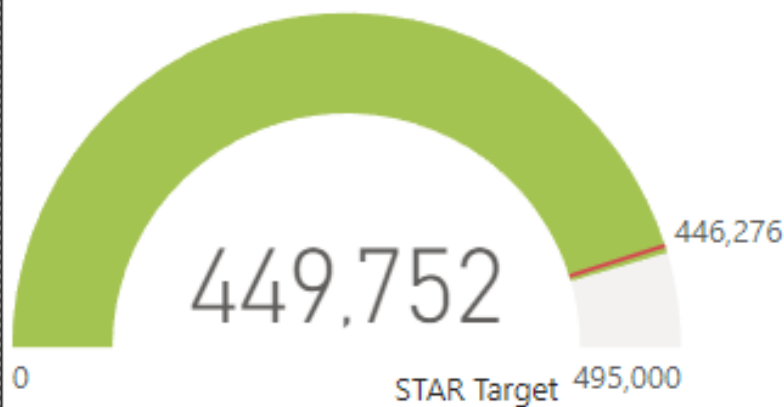
Circulation (Physical Materials)



Library Visits



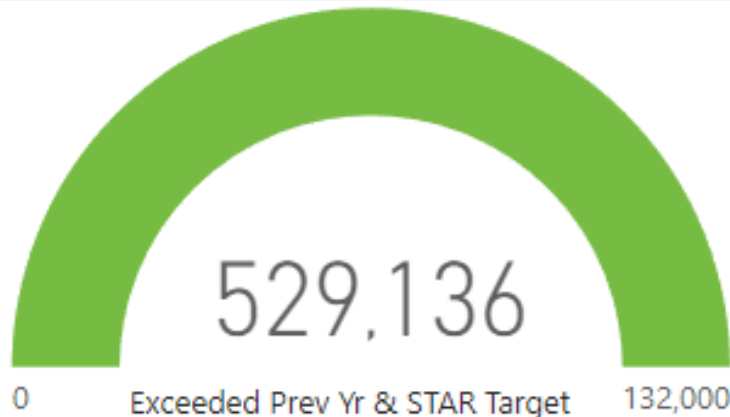
Digital Use (Books, Magazines, Music, Video, etc.)



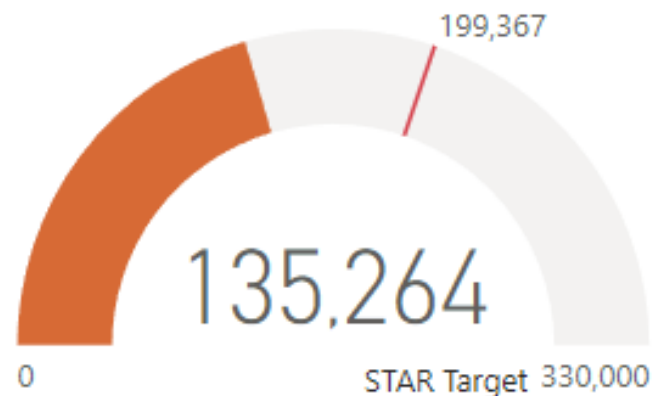
Program Attendance



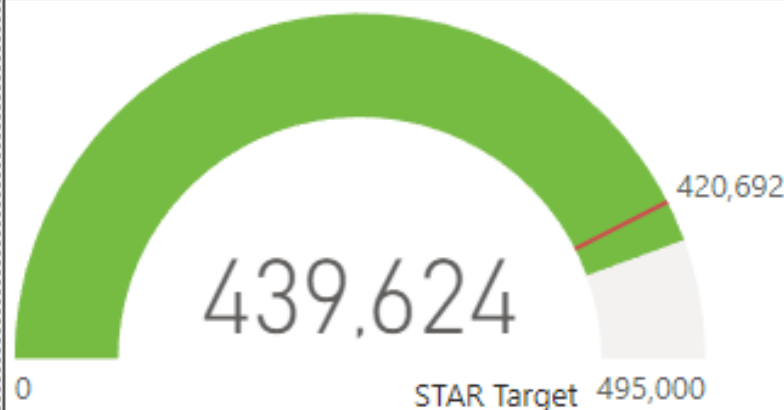
Computer Use



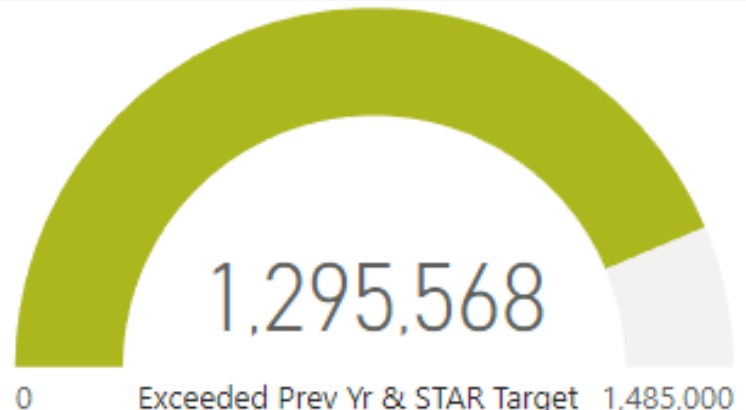
Online Resources (Databases, Reference Items)



Wi-Fi Use



Website Page Views



YTD Key Data November 2023

Circulation YTD

Branch	Nov	Nov YTD	YTD Nov target
RA	27,224	305,808	499,125
PW	15,449	189,099	432,575
LB	9,914	122,848	166,375
GV	4,065	49,050	116,463
GI	3,934	45,049	116,463
LU	3,555	34,902	133,100
LY	1,467	15,820	33,275
BK	561	70,241	166,375

Holds Filled

Month	holds filled	Nov YTD
Nov	6,557	79,344

Public Computer Use YTD

Branch	Nov	Nov YTD	YTD Nov target
BK	0	41,183	12,100
GI	3,997	54,770	8,470
GV	5,323	67,501	8,470
LB	5,527	49,327	12,100
LU	11,572	122,359	9,680
LY	1,823	23,409	2,420
PW	18,484	119,049	31,460
RA	6,042	51,538	36,300

Wireless Use YTD

Branch	Nov	Nov YTD	YTD Nov target
BK		41,183	45,375
GI	5,423	54,770	31,763
GV	5,547	67,501	31,763
LB	4,014	49,327	45,375
LU	12,326	122,359	36,300
LY	2,481	23,409	9,075
PW	15,327	119,049	117,975
RA	2,797	51,538	136,125

Visits YTD

Branch	Nov	Nov YTD	YTD Nov target
RA	14,607	160,087	181,500
PW	10,549	113,580	157,300
LU	7,750	78,836	48,400
LB	5,357	57,908	60,500
GI	3,935	42,086	42,350
GV	3,891	44,751	42,350
LY	417	18,515	12,100
BK	0	55,003	60,500

E Resources YTD

Nov	Nov YTD	YTD Nov target
4,931	140,195	302,500

E Content YTD

Nov Circ	Nov YTD	YTD Nov target
41,507	449,752	453,750

Program Attendance YTD

Branch	Nov	Nov YTD	YTD Nov target
BK	181	5,055	7,562
GI	511	13,096	5,294
GV	354	6,376	5,294
LB	371	5,537	7,562
LU	700	15,609	6,050
LY	78	1,098	1,512
PW	1,472	30,193	19,662
RA	1,324	23,047	22,688

Website YTD

Nov	YTD Nov	YTD Nov target
40,938	1,295,568	1,361,250

Endnotes for November 2023 Data

- Public Mtg Rm attendance estimated from expected use entered at time of reservation, not actual attendance.
- 3% added to circulation numbers to account for local / in-house use as estimated from 2018 data (pre-Koha).
- Circulation for All Pueblo Reads books given away (1,826) reported at 3x (5,478) due to Tech Svcs estimation of reuse.
- Program attendance includes reported virtual attendance at "live" presentations recorded in Communico.